

























Site Code: 00000000108
 Station ID:
 EASTERN AVENUE BARTON
 ~150 FEET E OF REDFIELD ROAD
 Latitude: -999' 0.000 South

Start Time	Mon 06-Jul-09	Tue 07-Jul-09	Wed 08-Jul-09	Thu 09-Jul-09	Fri 10-Jul-09	Average Day	Sat 11-Jul-09	Sun 12-Jul-09	Week Average
12:00 AM	*	*	*	*	*	*	8	11	10 
01:00	*	*	*	*	*	*	5	11	8 
02:00	*	*	*	*	*	*	4	2	3 
03:00	*	*	*	*	*	*	6	1	4 
04:00	*	*	*	*	*	*	3	4	4 
05:00	*	*	*	*	*	*	13	14	14 
06:00	*	*	*	*	*	*	36	26	31 
07:00	*	*	*	*	*	*	71	45	58 
08:00	*	*	*	*	*	*	105	69	87 
09:00	*	*	*	*	*	*	154	99	126 
10:00	*	*	*	*	*	*	167	141	154 
11:00	*	*	*	*	150	150	183	163	165 
12:00 PM	*	*	*	*	182	182	173	173	176 
01:00	*	*	*	*	127	127	180	185	164 
02:00	*	*	*	*	168	168	197	172	179 
03:00	*	*	*	*	178	178	194	184	185 
04:00	*	*	*	*	219	219	137	142	166 
05:00	*	*	*	*	208	208	119	139	155 
06:00	*	*	*	*	178	178	98	110	129 
07:00	*	*	*	*	108	108	75	86	90 
08:00	*	*	*	*	94	94	53	51	66 
09:00	*	*	*	*	57	57	30	19	35 
10:00	*	*	*	*	26	26	24	12	21 
11:00	*	*	*	*	17	17	15	4	12 
Day Total	0	0	0	0	1712	1712	2050	1863	2042
% Avg. WkDay	0.0%	0.0%	0.0%	0.0%	100.0%				
% Avg. Week	0.0%	0.0%	0.0%	0.0%	83.8%	83.8%	100.4%	91.2%	
AM Peak Volume					11:00 150	11:00 150	11:00 183	11:00 163	11:00 165
PM Peak Volume					16:00 219	16:00 219	14:00 197	13:00 185	15:00 185

Site Code: 00000000108
 Station ID:
 EASTERN AVENUE BARTON
 ~150 FEET E OF REDFIELD ROAD
 Latitude: -999' 0.000 South

Start Time	Mon 13-Jul-09	Tue 14-Jul-09	Wed 15-Jul-09	Thu 16-Jul-09	Fri 17-Jul-09	Average Day	Sat 18-Jul-09	Sun 19-Jul-09	Week Average
12:00 AM	4	3	2	6	6	4	14	12	7
01:00	0	0	2	4	3	2	7	8	3
02:00	3	2	2	0	2	2	5	3	2
03:00	1	0	3	0	0	1	4	0	1
04:00	8	4	6	6	3	5	3	3	5
05:00	33	28	34	30	27	30	10	11	25
06:00	49	53	56	62	47	53	29	24	46
07:00	85	89	103	94	73	89	70	54	81
08:00	105	100	96	97	86	97	100	75	94
09:00	112	118	91	67	109	99	138	102	105
10:00	121	117	127	143	133	128	142	137	131
11:00	121	118	136	118	130	125	155	161	134
12:00 PM	115	122	120	98	128	117	140	170	128
01:00	147	137	144	129	129	137	131	168	141
02:00	163	138	140	93	137	134	143	179	142
03:00	144	153	176	131	159	153	133	144	149
04:00	137	125	163	124	153	140	125	115	135
05:00	132	138	142	136	159	141	128	132	138
06:00	95	107	91	104	133	106	113	90	105
07:00	55	54	79	69	81	68	67	69	68
08:00	40	44	71	35	57	49	81	63	56
09:00	37	22	51	47	46	41	48	30	40
10:00	9	14	14	33	26	19	29	22	21
11:00	7	8	4	8	12	8	10	4	8
Day Total	1723	1694	1853	1634	1839	1748	1825	1776	1765
% Avg. WkDay	98.6%	96.9%	106.0%	93.5%	105.2%				
% Avg. Week	97.6%	96.0%	105.0%	92.6%	104.2%	99.0%	103.4%	100.6%	
AM Peak	10:00	09:00	11:00	10:00	10:00	10:00	11:00	11:00	11:00
Volume	121	118	136	143	133	128	155	161	134
PM Peak	14:00	15:00	15:00	17:00	15:00	15:00	14:00	14:00	15:00
Volume	163	153	176	136	159	153	143	179	149

Site Code: 00000000108
 Station ID:
 EASTERN AVENUE BARTON
 ~150 FEET E OF REDFIELD ROAD
 Latitude: -999' 0.000 South

Start Time	Mon 20-Jul-09	Tue 21-Jul-09	Wed 22-Jul-09	Thu 23-Jul-09	Fri 24-Jul-09	Average Day	Sat 25-Jul-09	Sun 26-Jul-09	Week Average
12:00 AM	2	*	*	*	*	2	*	*	2
01:00	5	*	*	*	*	5	*	*	5
02:00	2	*	*	*	*	2	*	*	2
03:00	4	*	*	*	*	4	*	*	4
04:00	10	*	*	*	*	10	*	*	10
05:00	33	*	*	*	*	33	*	*	33
06:00	49	*	*	*	*	49	*	*	49
07:00	107	*	*	*	*	107	*	*	107
08:00	102	*	*	*	*	102	*	*	102
09:00	*	*	*	*	*	*	*	*	*
10:00	*	*	*	*	*	*	*	*	*
11:00	*	*	*	*	*	*	*	*	*
12:00 PM	*	*	*	*	*	*	*	*	*
01:00	*	*	*	*	*	*	*	*	*
02:00	*	*	*	*	*	*	*	*	*
03:00	*	*	*	*	*	*	*	*	*
04:00	*	*	*	*	*	*	*	*	*
05:00	*	*	*	*	*	*	*	*	*
06:00	*	*	*	*	*	*	*	*	*
07:00	*	*	*	*	*	*	*	*	*
08:00	*	*	*	*	*	*	*	*	*
09:00	*	*	*	*	*	*	*	*	*
10:00	*	*	*	*	*	*	*	*	*
11:00	*	*	*	*	*	*	*	*	*
Day Total	314	0	0	0	0	314	0	0	314
% Avg. WkDay	100.0%	0.0%	0.0%	0.0%	0.0%				
% Avg. Week	100.0%	0.0%	0.0%	0.0%	0.0%	100.0%	0.0%	0.0%	
AM Peak	07:00					07:00			07:00
Volume	107					107			107
PM Peak									
Volume									
Grand Total	2037	1694	1853	1634	3551	3774	3875	3639	4121
ADT		ADT 1,847		AADT 1,847					