









Site Code: 00000000024  
 Station ID:  
 CREEK ROAD CRAFTSBURY  
 AT ALBANY TL  
 Latitude: -999' 0.000 South

Start Time	Mon 27-Jul-09	Tue 28-Jul-09	Wed 29-Jul-09	Thu 30-Jul-09	Fri 31-Jul-09	Average Day	Sat 01-Aug-09	Sun 02-Aug-09	Week Average
12:00 AM	*	*	*	*	*	*	0	1	0
01:00	*	*	*	*	*	*	0	0	0
02:00	*	*	*	*	*	*	0	0	0
03:00	*	*	*	*	*	*	0	0	0
04:00	*	*	*	*	*	*	0	2	1
05:00	*	*	*	*	*	*	6	1	4
06:00	*	*	*	*	*	*	3	1	2
07:00	*	*	*	*	*	*	4	6	5
08:00	*	*	*	*	*	*	2	9	6
09:00	*	*	*	*	*	*	27	3	15
10:00	*	*	*	*	*	*	20	4	12
11:00	*	*	*	*	*	*	23	11	17
12:00 PM	*	*	*	*	10	10	15	7	11
01:00	*	*	*	*	13	13	17	14	15
02:00	*	*	*	*	8	8	18	21	16
03:00	*	*	*	*	6	6	11	15	11
04:00	*	*	*	*	7	7	10	11	9
05:00	*	*	*	*	4	4	11	8	8
06:00	*	*	*	*	11	11	14	5	10
07:00	*	*	*	*	6	6	10	19	12
08:00	*	*	*	*	4	4	8	9	7
09:00	*	*	*	*	1	1	4	4	3
10:00	*	*	*	*	3	3	3	5	4
11:00	*	*	*	*	1	1	3	1	2
Day Total	0	0	0	0	74	74	209	157	170
% Avg. WkDay	0.0%	0.0%	0.0%	0.0%	100.0%				
% Avg. Week	0.0%	0.0%	0.0%	0.0%	43.5%	43.5%	122.9%	92.4%	
AM Peak Volume							09:00 27	11:00 11	11:00 17
PM Peak Volume					13:00 13	13:00 13	14:00 18	14:00 21	14:00 16

Site Code: 00000000024  
 Station ID:  
 CREEK ROAD CRAFTSBURY  
 AT ALBANY TL  
 Latitude: -999' 0.000 South

Start Time	Mon 03-Aug-09	Tue 04-Aug-09	Wed 05-Aug-09	Thu 06-Aug-09	Fri 07-Aug-09	Average Day	Sat 08-Aug-09	Sun 09-Aug-09	Week Average
12:00 AM	0	0	0	1	0	0	5	5	2
01:00	0	0	0	2	0	0	6	5	2
02:00	0	3	0	1	0	1	2	4	1
03:00	0	0	0	1	0	0	5	1	1
04:00	2	0	1	1	0	1	1	0	1
05:00	7	3	9	1	8	6	0	3	4
06:00	<b>10</b>	<b>15</b>	9	<b>13</b>	8	<b>11</b>	8	4	10
07:00	8	9	3	5	5	6	6	6	6
08:00	9	11	7	7	9	9	18	14	11
09:00	8	4	<b>12</b>	5	9	8	<b>23</b>	24	12
10:00	5	8	9	5	7	7	12	20	9
11:00	9	12	11	9	<b>10</b>	10	19	<b>34</b>	<b>15</b>
12:00 PM	9	11	3	7	12	8	17	14	10
01:00	6	<b>23</b>	9	13	<b>27</b>	<b>16</b>	15	16	<b>16</b>
02:00	5	7	12	8	13	9	<b>33</b>	<b>19</b>	14
03:00	11	18	8	12	15	13	12	15	13
04:00	<b>17</b>	4	<b>23</b>	13	16	15	17	19	16
05:00	9	12	17	13	23	15	11	9	13
06:00	2	8	22	<b>18</b>	26	15	14	7	14
07:00	8	7	10	16	13	11	13	8	11
08:00	12	4	10	4	10	8	13	3	8
09:00	5	2	3	1	7	4	5	5	4
10:00	1	1	3	6	3	3	5	3	3
11:00	0	3	3	0	11	3	6	0	3
Day Total	143	165	184	162	232	179	266	238	199
% Avg. WkDay	79.9%	92.2%	102.8%	90.5%	129.6%				
% Avg. Week	71.9%	82.9%	92.5%	81.4%	116.6%	89.9%	133.7%	119.6%	
AM Peak	06:00	06:00	09:00	06:00	11:00	06:00	09:00	11:00	11:00
Volume	10	15	12	13	10	11	23	34	15
PM Peak	16:00	13:00	16:00	18:00	13:00	13:00	14:00	14:00	13:00
Volume	17	23	23	18	27	16	33	19	16

Site Code: 00000000024  
 Station ID:  
 CREEK ROAD CRAFTSBURY  
 AT ALBANY TL  
 Latitude: -999' 0.000 South

Start Time	Mon 10-Aug-09	Tue 11-Aug-09	Wed 12-Aug-09	Thu 13-Aug-09	Fri 14-Aug-09	Average Day	Sat 15-Aug-09	Sun 16-Aug-09	Week Average
12:00 AM	1	*	*	*	*	1	*	*	1 
01:00	0	*	*	*	*	0	*	*	0
02:00	0	*	*	*	*	0	*	*	0
03:00	0	*	*	*	*	0	*	*	0
04:00	3	*	*	*	*	3	*	*	3 
05:00	2	*	*	*	*	2	*	*	2 
06:00	<b>9</b>	*	*	*	*	<b>9</b>	*	*	<b>9</b> 
07:00	4	*	*	*	*	4	*	*	4 
08:00	5	*	*	*	*	5	*	*	5 
09:00	8	*	*	*	*	8	*	*	8 
10:00	4	*	*	*	*	4	*	*	4 
11:00	*	*	*	*	*	*	*	*	*
12:00 PM	*	*	*	*	*	*	*	*	*
01:00	*	*	*	*	*	*	*	*	*
02:00	*	*	*	*	*	*	*	*	*
03:00	*	*	*	*	*	*	*	*	*
04:00	*	*	*	*	*	*	*	*	*
05:00	*	*	*	*	*	*	*	*	*
06:00	*	*	*	*	*	*	*	*	*
07:00	*	*	*	*	*	*	*	*	*
08:00	*	*	*	*	*	*	*	*	*
09:00	*	*	*	*	*	*	*	*	*
10:00	*	*	*	*	*	*	*	*	*
11:00	*	*	*	*	*	*	*	*	*
Day Total	36	0	0	0	0	36	0	0	36
% Avg. WkDay	100.0%	0.0%	0.0%	0.0%	0.0%				
% Avg. Week	100.0%	0.0%	0.0%	0.0%	0.0%	100.0%	0.0%	0.0%	
AM Peak Volume	06:00 9					06:00 9			06:00 9
PM Peak Volume									
Grand Total	179	165	184	162	306	289	475	395	405
ADT		ADT 187		AADT 187					