






Site Code: 00000000116
 Station ID:
 MORSES MILL ROAD DANVILLE
 ~300 FEET EAST OF JOES BROOK RD
 Latitude: 0' 0.000 Undefined

Start Time	Mon 07-Jun-10	Tue 08-Jun-10	Wed 09-Jun-10	Thu 10-Jun-10	Fri 11-Jun-10	Average Day	Sat 12-Jun-10	Sun 13-Jun-10	Week Average
12:00 AM	*	*	*	*	*	*	0	0	0
01:00	*	*	*	*	*	*	1	1	1
02:00	*	*	*	*	*	*	0	0	0
03:00	*	*	*	*	*	*	0	0	0
04:00	*	*	*	*	*	*	0	1	0
05:00	*	*	*	*	*	*	0	0	0
06:00	*	*	*	*	*	*	2	0	1
07:00	*	*	*	*	*	*	4	3	4
08:00	*	*	*	*	*	*	4	6	5
09:00	*	*	*	*	*	*	12	9	10
10:00	*	*	*	*	*	*	14	5	10
11:00	*	*	*	*	*	*	8	12	10
12:00 PM	*	*	*	*	9	9	16	13	13
01:00	*	*	*	*	5	5	9	10	8
02:00	*	*	*	*	9	9	8	6	8
03:00	*	*	*	*	9	9	6	7	7
04:00	*	*	*	*	10	10	10	7	9
05:00	*	*	*	*	10	10	5	12	9
06:00	*	*	*	*	8	8	9	7	8
07:00	*	*	*	*	4	4	8	10	7
08:00	*	*	*	*	7	7	2	7	5
09:00	*	*	*	*	3	3	3	2	3
10:00	*	*	*	*	5	5	2	2	3
11:00	*	*	*	*	1	1	1	2	1
Day Total	0	0	0	0	80	80	124	122	122
% Avg. WkDay	0.0%	0.0%	0.0%	0.0%	100.0%				
% Avg. Week	0.0%	0.0%	0.0%	0.0%	65.6%	65.6%	101.6%	100.0%	
AM Peak Volume							10:00 14	11:00 12	09:00 10
PM Peak Volume					16:00 10	16:00 10	12:00 16	12:00 13	12:00 13

Site Code: 00000000116
 Station ID:
 MORSES MILL ROAD DANVILLE
 ~300 FEET EAST OF JOES BROOK RD
 Latitude: 0' 0.000 Undefined

Start Time	Mon 14-Jun-10	Tue 15-Jun-10	Wed 16-Jun-10	Thu 17-Jun-10	Fri 18-Jun-10	Average Day	Sat 19-Jun-10	Sun 20-Jun-10	Week Average
12:00 AM	0	0	0	0	1	0	0	0	0
01:00	1	1	1	0	0	1	2	0	1
02:00	0	0	0	0	0	0	0	0	0
03:00	0	0	0	0	0	0	0	0	0
04:00	1	1	1	1	1	1	0	1	1
05:00	1	2	1	1	1	1	0	2	1
06:00	4	3	7	4	3	4	4	3	4
07:00	5	9	6	3	5	6	2	2	5
08:00	9	10	12	9	10	10	7	5	9
09:00	8	8	4	6	5	6	2	5	5
10:00	12	6	7	2	6	7	8	5	7
11:00	7	6	8	3	5	6	6	9	6
12:00 PM	9	10	15	5	6	9	4	5	8
01:00	3	9	6	6	11	7	8	5	7
02:00	6	7	9	3	4	6	4	3	5
03:00	5	9	11	14	7	9	11	13	10
04:00	9	13	11	5	11	10	10	7	9
05:00	9	10	6	10	8	9	12	5	9
06:00	5	4	8	2	10	6	6	6	6
07:00	9	10	3	6	9	7	11	4	7
08:00	6	2	3	6	4	4	6	2	4
09:00	3	3	2	3	2	3	4	4	3
10:00	0	0	2	0	3	1	6	1	2
11:00	1	0	0	0	3	1	2	1	1
Day Total	113	123	123	89	115	114	115	88	110
% Avg. WkDay	99.1%	107.9%	107.9%	78.1%	100.9%				
% Avg. Week	102.7%	111.8%	111.8%	80.9%	104.5%	103.6%	104.5%	80.0%	
AM Peak	10:00	08:00	08:00	08:00	08:00	08:00	10:00	11:00	08:00
Volume	12	10	12	9	10	10	8	9	9
PM Peak	12:00	16:00	12:00	15:00	13:00	16:00	17:00	15:00	15:00
Volume	9	13	15	14	11	10	12	13	10

Site Code: 00000000116
 Station ID:
 MORSES MILL ROAD DANVILLE
 ~300 FEET EAST OF JOES BROOK RD
 Latitude: 0' 0.000 Undefined

Start Time	Mon 21-Jun-10	Tue 22-Jun-10	Wed 23-Jun-10	Thu 24-Jun-10	Fri 25-Jun-10	Average Day	Sat 26-Jun-10	Sun 27-Jun-10	Week Average
12:00 AM	0	*	*	*	*	0	*	*	0
01:00	0	*	*	*	*	0	*	*	0
02:00	0	*	*	*	*	0	*	*	0
03:00	1	*	*	*	*	1	*	*	1 
04:00	0	*	*	*	*	0	*	*	0
05:00	3	*	*	*	*	3	*	*	3 
06:00	4	*	*	*	*	4	*	*	4 
07:00	3	*	*	*	*	3	*	*	3 
08:00	6	*	*	*	*	6	*	*	6 
09:00	4	*	*	*	*	4	*	*	4 
10:00	*	*	*	*	*	*	*	*	*
11:00	*	*	*	*	*	*	*	*	*
12:00 PM	*	*	*	*	*	*	*	*	*
01:00	*	*	*	*	*	*	*	*	*
02:00	*	*	*	*	*	*	*	*	*
03:00	*	*	*	*	*	*	*	*	*
04:00	*	*	*	*	*	*	*	*	*
05:00	*	*	*	*	*	*	*	*	*
06:00	*	*	*	*	*	*	*	*	*
07:00	*	*	*	*	*	*	*	*	*
08:00	*	*	*	*	*	*	*	*	*
09:00	*	*	*	*	*	*	*	*	*
10:00	*	*	*	*	*	*	*	*	*
11:00	*	*	*	*	*	*	*	*	*
Day Total	21	0	0	0	0	21	0	0	21
% Avg. WkDay	100.0%	0.0%	0.0%	0.0%	0.0%				
% Avg. Week	100.0%	0.0%	0.0%	0.0%	0.0%	100.0%	0.0%	0.0%	
AM Peak	08:00					08:00			08:00
Volume	6					6			6
PM Peak									
Volume									
Grand Total	134	123	123	89	195	215	239	210	253
ADT		ADT 112		AADT 112					