

























Site Code: 000002007050

Station ID:

VT ROUTE 105 NEWPORT TOWN  
 800 FEET EAST OF VT 100/105 INTERSECTION

Latitude: -999' 0.000 South

























Start Time	Mon 11-Jun-07	Tue 12-Jun-07	Wed 13-Jun-07	Thu 14-Jun-07	Fri 15-Jun-07	Average Day	Sat 16-Jun-07	Sun 17-Jun-07	Week Average
12:00 AM	*	15	16	20	22	18	37	28	23 
01:00	*	8	12	19	15	14	11	33	16 
02:00	*	10	10	7	5	8	13	16	10 
03:00	*	10	13	18	14	14	8	8	12 
04:00	*	48	49	48	33	44	19	18	36 
05:00	*	97	91	89	100	94	52	33	77 
06:00	*	255	248	264	243	252	110	76	199 
07:00	*	<b>338</b>	321	<b>353</b>	338	<b>338</b>	197	100	274 
08:00	*	294	273	333	314	304	257	182	276 
09:00	*	264	<b>332</b>	298	323	304	315	307	306 
10:00	*	280	309	299	333	305	<b>394</b>	287	<b>317</b> 
11:00	*	208	283	290	<b>362</b>	286	355	<b>332</b>	305 
12:00 PM	*	278	285	257	330	288	<b>397</b>	315	310 
01:00	264	256	309	299	351	296	330	<b>319</b>	304 
02:00	292	287	316	361	357	323	304	289	315 
03:00	384	376	383	382	<b>444</b>	394	305	315	<b>370</b> 
04:00	<b>390</b>	<b>405</b>	<b>405</b>	<b>387</b>	396	<b>397</b>	290	289	366 
05:00	352	324	390	377	411	371	280	268	343 
06:00	246	211	257	258	304	255	245	191	245 
07:00	165	194	180	220	278	207	195	165	200 
08:00	142	186	160	183	190	172	190	164	174 
09:00	104	116	130	152	155	131	154	96	130 
10:00	54	50	66	57	89	63	73	56	64 
11:00	30	33	23	49	54	38	62	32	40 
Day Total	2423	4543	4861	5020	5461	4916	4593	3919	4712
% Avg. WkDay	49.3%	92.4%	98.9%	102.1%	111.1%				
% Avg. Week	51.4%	96.4%	103.2%	106.5%	115.9%	104.3%	97.5%	83.2%	
AM Peak		07:00	09:00	07:00	11:00	07:00	10:00	11:00	10:00
Volume		338	332	353	362	338	394	332	317
PM Peak	16:00	16:00	16:00	16:00	15:00	16:00	12:00	13:00	15:00
Volume	390	405	405	387	444	397	397	319	370

Site Code: 000002007050

Station ID:

VT ROUTE 105 NEWPORT TOWN  
 800 FEET EAST OF VT 100/105 INTERSECTION

Latitude: -999' 0.000 South

Start Time	Mon 18-Jun-07	Tue 19-Jun-07	Wed 20-Jun-07	Thu 21-Jun-07	Fri 22-Jun-07	Average Day	Sat 23-Jun-07	Sun 24-Jun-07	Week Average
12:00 AM	7	17	*	*	*	12	*	*	12 
01:00	4	16	*	*	*	10	*	*	10 
02:00	7	11	*	*	*	9	*	*	9 
03:00	17	16	*	*	*	16	*	*	16 
04:00	35	46	*	*	*	40	*	*	40 
05:00	114	101	*	*	*	108	*	*	108 
06:00	268	291	*	*	*	280	*	*	280 
07:00	<b>329</b>	<b>358</b>	*	*	*	<b>344</b>	*	*	<b>344</b> 
08:00	309	314	*	*	*	312	*	*	312 
09:00	288	295	*	*	*	292	*	*	292 
10:00	282	*	*	*	*	282	*	*	282 
11:00	296	*	*	*	*	296	*	*	296 
12:00 PM	322	*	*	*	*	322	*	*	322 
01:00	321	*	*	*	*	321	*	*	321 
02:00	345	*	*	*	*	345	*	*	345 
03:00	366	*	*	*	*	366	*	*	366 
04:00	<b>434</b>	*	*	*	*	<b>434</b>	*	*	<b>434</b> 
05:00	389	*	*	*	*	389	*	*	389 
06:00	260	*	*	*	*	260	*	*	260 
07:00	182	*	*	*	*	182	*	*	182 
08:00	179	*	*	*	*	179	*	*	179 
09:00	103	*	*	*	*	103	*	*	103 
10:00	45	*	*	*	*	45	*	*	45 
11:00	54	*	*	*	*	54	*	*	54 
Day Total	4956	1465	0	0	0	5001	0	0	5001
% Avg. WkDay	99.1%	29.3%	0.0%	0.0%	0.0%				
% Avg. Week	99.1%	29.3%	0.0%	0.0%	0.0%	100.0%	0.0%	0.0%	
AM Peak	07:00	07:00				07:00			07:00
Volume	329	358				344			344
PM Peak	16:00					16:00			16:00
Volume	434					434			434
Grand Total	7379	6008	4861	5020	5461	9917	4593	3919	9713
ADT		ADT 4,726		AADT 4,726					