























Site Code: 00000000115






















Station ID:

RICHARD CROSSING ROAD WALDEN  
 ~400 FEET NORTH OF NOYESTAR ROAD

Latitude: -999' 0.000 South

Start Time	Mon 21-Jun-10	Tue 22-Jun-10	Wed 23-Jun-10	Thu 24-Jun-10	Fri 25-Jun-10	Average Day	Sat 26-Jun-10	Sun 27-Jun-10	Week Average
12:00 AM	*	1	1	0	2	1	0	0	1 
01:00	*	1	0	2	1	1	2	2	1 
02:00	*	0	0	0	0	0	0	1	0
03:00	*	0	0	0	0	0	0	0	0
04:00	*	2	2	1	2	2	0	0	1 
05:00	*	1	1	2	2	2	0	0	1 
06:00	*	<b>15</b>	<b>15</b>	<b>14</b>	13	<b>14</b>	3	1	10 
07:00	*	8	9	5	7	7	3	6	6 
08:00	*	9	7	12	<b>15</b>	11	8	9	10 
09:00	*	15	7	6	12	10	15	9	11 
10:00	*	10	9	10	5	8	<b>16</b>	<b>20</b>	<b>12</b> 
11:00	<b>13</b>	10	14	6	10	11	12	12	11 
12:00 PM	10	15	13	11	7	11	13	12	12 
01:00	14	14	13	11	14	13	15	11	13 
02:00	15	11	14	10	<b>25</b>	15	10	13	14 
03:00	15	20	<b>21</b>	19	16	18	<b>17</b>	<b>15</b>	<b>18</b> 
04:00	15	19	21	17	23	<b>19</b>	7	12	16 
05:00	<b>21</b>	14	17	<b>20</b>	20	18	9	6	15 
06:00	12	<b>21</b>	12	9	20	15	11	10	14 
07:00	6	5	8	5	10	7	7	12	8 
08:00	4	12	8	4	8	7	12	9	8 
09:00	5	4	8	4	6	5	3	3	5 
10:00	1	1	0	1	3	1	2	1	1 
11:00	2	1	1	0	1	1	1	0	1 
Day Total	133	209	201	169	222	197	166	164	189
% Avg. WkDay	67.5%	106.1%	102.0%	85.8%	112.7%				
% Avg. Week	70.4%	110.6%	106.3%	89.4%	117.5%	104.2%	87.8%	86.8%	
AM Peak	11:00	06:00	06:00	06:00	08:00	06:00	10:00	10:00	10:00
Volume	13	15	15	14	15	14	16	20	12
PM Peak	17:00	18:00	15:00	17:00	14:00	16:00	15:00	15:00	15:00
Volume	21	21	21	20	25	19	17	15	18

Site Code: 00000000115  
 Station ID:  
 RICHARD CROSSING ROAD WALDEN  
 ~400 FEET NORTH OF NOYESTAR ROAD  
 Latitude: -999' 0.000 South

Start Time	Mon 28-Jun-10	Tue 29-Jun-10	Wed 30-Jun-10	Thu 01-Jul-10	Fri 02-Jul-10	Average Day	Sat 03-Jul-10	Sun 04-Jul-10	Week Average
12:00 AM	0	0	0	*	*	0	*	*	0
01:00	1	2	0	*	*	1	*	*	1 
02:00	0	0	0	*	*	0	*	*	0
03:00	0	0	0	*	*	0	*	*	0
04:00	2	1	3	*	*	2	*	*	2 
05:00	0	1	2	*	*	1	*	*	1 
06:00	10	10	12	*	*	11	*	*	11 
07:00	8	13	12	*	*	11	*	*	11 
08:00	15	<b>21</b>	<b>16</b>	*	*	<b>17</b>	*	*	<b>17</b> 
09:00	<b>16</b>	8	16	*	*	13	*	*	13 
10:00	3	8	15	*	*	9	*	*	9 
11:00	11	6	13	*	*	10	*	*	10 
12:00 PM	12	14	<b>15</b>	*	*	14	*	*	14 
01:00	8	12	*	*	*	10	*	*	10 
02:00	15	16	*	*	*	16	*	*	16 
03:00	15	17	*	*	*	16	*	*	16 
04:00	17	15	*	*	*	16	*	*	16 
05:00	<b>21</b>	<b>19</b>	*	*	*	<b>20</b>	*	*	<b>20</b> 
06:00	9	10	*	*	*	10	*	*	10 
07:00	11	13	*	*	*	12	*	*	12 
08:00	10	8	*	*	*	9	*	*	9 
09:00	5	8	*	*	*	6	*	*	6 
10:00	4	1	*	*	*	2	*	*	2 
11:00	2	1	*	*	*	2	*	*	2 
Day Total	195	204	104	0	0	208	0	0	208
% Avg. WkDay	93.8%	98.1%	50.0%	0.0%	0.0%				
% Avg. Week	93.8%	98.1%	50.0%	0.0%	0.0%	100.0%	0.0%	0.0%	
AM Peak	09:00	08:00	08:00			08:00			08:00
Volume	16	21	16			17			17
PM Peak	17:00	17:00	12:00			17:00			17:00
Volume	21	19	15			20			20
Grand Total	328	413	305	169	222	405	166	164	397
ADT		ADT 194		AADT 194					