

























Site Code: 00000000094
 Station ID:
 NORTH BEACH ROAD WESTMORE
 ~600 FEET W OF VT ROUTE 5A
 Latitude: -999' 0.000 South

Start Time	Mon 06-Jul-09	Tue 07-Jul-09	Wed 08-Jul-09	Thu 09-Jul-09	Fri 10-Jul-09	Average Day	Sat 11-Jul-09	Sun 12-Jul-09	Week Average
12:00 AM	*	*	*	*	*	*	2	7	4 
01:00	*	*	*	*	*	*	5	9	7 
02:00	*	*	*	*	*	*	6	2	4 
03:00	*	*	*	*	*	*	3	1	2 
04:00	*	*	*	*	*	*	4	2	3 
05:00	*	*	*	*	*	*	10	3	6 
06:00	*	*	*	*	*	*	24	18	21 
07:00	*	*	*	*	*	*	39	25	32 
08:00	*	*	*	*	*	*	71	56	64 
09:00	*	*	*	*	*	*	80	69	74 
10:00	*	*	*	*	*	*	117	105	111 
11:00	*	*	*	*	111	111	138	141	130 
12:00 PM	*	*	*	*	154	154	136	162	151 
01:00	*	*	*	*	155	155	162	191	169 
02:00	*	*	*	*	128	128	168	176	157 
03:00	*	*	*	*	174	174	127	151	151 
04:00	*	*	*	*	165	165	108	139	137 
05:00	*	*	*	*	154	154	88	108	117 
06:00	*	*	*	*	134	134	71	65	90 
07:00	*	*	*	*	102	102	57	52	70 
08:00	*	*	*	*	79	79	34	32	48 
09:00	*	*	*	*	38	38	20	13	24 
10:00	*	*	*	*	22	22	18	9	16 
11:00	*	*	*	*	13	13	13	2	9 
Day Total	0	0	0	0	1429	1429	1501	1538	1597
% Avg. WkDay	0.0%	0.0%	0.0%	0.0%	100.0%				
% Avg. Week	0.0%	0.0%	0.0%	0.0%	89.5%	89.5%	94.0%	96.3%	
AM Peak Volume					11:00 111	11:00 111	11:00 138	11:00 141	11:00 130
PM Peak Volume					15:00 174	15:00 174	14:00 168	13:00 191	13:00 169

Site Code: 00000000094
 Station ID:
 NORTH BEACH ROAD WESTMORE
 ~600 FEET W OF VT ROUTE 5A
 Latitude: -999' 0.000 South

Start Time	Mon 13-Jul-09	Tue 14-Jul-09	Wed 15-Jul-09	Thu 16-Jul-09	Fri 17-Jul-09	Average Day	Sat 18-Jul-09	Sun 19-Jul-09	Week Average
12:00 AM	0	1	0	0	1	0	4	11	2
01:00	0	0	0	1	0	0	5	2	1
02:00	0	0	0	0	0	0	4	2	1
03:00	2	0	1	0	0	1	1	0	1
04:00	5	2	2	2	1	2	2	4	3
05:00	15	18	16	19	10	16	3	9	13
06:00	30	36	29	28	31	31	8	12	25
07:00	52	51	58	44	34	48	33	27	43
08:00	65	63	69	54	45	59	56	55	58
09:00	70	70	60	61	63	65	97	81	72
10:00	66	84	80	74	74	76	133	103	88
11:00	75	93	110	90	91	92	118	131	101
12:00 PM	75	89	89	80	101	87	117	123	96
01:00	99	76	107	68	123	95	124	147	106
02:00	95	64	129	85	118	98	146	168	115
03:00	103	83	129	92	119	105	103	99	104
04:00	73	63	119	85	102	88	105	89	91
05:00	79	76	100	82	85	84	114	72	87
06:00	52	58	56	67	93	65	75	49	64
07:00	48	39	62	33	69	50	55	42	50
08:00	27	27	46	26	38	33	55	55	39
09:00	20	19	25	26	26	23	36	10	23
10:00	4	8	8	9	22	10	16	8	11
11:00	5	5	2	7	13	6	9	2	6
Day Total	1060	1025	1297	1033	1259	1134	1419	1301	1200
% Avg. WkDay	93.5%	90.4%	114.4%	91.1%	111.0%				
% Avg. Week	88.3%	85.4%	108.1%	86.1%	104.9%	94.5%	118.3%	108.4%	
AM Peak	11:00	11:00	11:00	11:00	11:00	11:00	10:00	11:00	11:00
Volume	75	93	110	90	91	92	133	131	101
PM Peak	15:00	12:00	14:00	15:00	13:00	15:00	14:00	14:00	14:00
Volume	103	89	129	92	123	105	146	168	115

Site Code: 00000000094
 Station ID:
 NORTH BEACH ROAD WESTMORE
 ~600 FEET W OF VT ROUTE 5A
 Latitude: -999' 0.000 South

Start Time	Mon 20-Jul-09	Tue 21-Jul-09	Wed 22-Jul-09	Thu 23-Jul-09	Fri 24-Jul-09	Average Day	Sat 25-Jul-09	Sun 26-Jul-09	Week Average
12:00 AM	0	*	*	*	*	0	*	*	0
01:00	1	*	*	*	*	1	*	*	1
02:00	0	*	*	*	*	0	*	*	0
03:00	1	*	*	*	*	1	*	*	1
04:00	2	*	*	*	*	2	*	*	2
05:00	16	*	*	*	*	16	*	*	16
06:00	38	*	*	*	*	38	*	*	38
07:00	58	*	*	*	*	58	*	*	58
08:00	66	*	*	*	*	66	*	*	66
09:00	*	*	*	*	*	*	*	*	*
10:00	*	*	*	*	*	*	*	*	*
11:00	*	*	*	*	*	*	*	*	*
12:00 PM	*	*	*	*	*	*	*	*	*
01:00	*	*	*	*	*	*	*	*	*
02:00	*	*	*	*	*	*	*	*	*
03:00	*	*	*	*	*	*	*	*	*
04:00	*	*	*	*	*	*	*	*	*
05:00	*	*	*	*	*	*	*	*	*
06:00	*	*	*	*	*	*	*	*	*
07:00	*	*	*	*	*	*	*	*	*
08:00	*	*	*	*	*	*	*	*	*
09:00	*	*	*	*	*	*	*	*	*
10:00	*	*	*	*	*	*	*	*	*
11:00	*	*	*	*	*	*	*	*	*
Day Total	182	0	0	0	0	182	0	0	182
% Avg. WkDay	100.0%	0.0%	0.0%	0.0%	0.0%				
% Avg. Week	100.0%	0.0%	0.0%	0.0%	0.0%	100.0%	0.0%	0.0%	
AM Peak	08:00					08:00			08:00
Volume	66					66			66
PM Peak									
Volume									
Grand Total	1242	1025	1297	1033	2688	2745	2920	2839	2979
ADT		ADT 1,317		AADT 1,317					