

























Site Code: 05000000000  
 Station ID:  
 LAKE REGION ROAD BARTON  
 0.21 MILES N OF US ROUTE 5  
 Latitude: -999' 0.000 South

Start Time	Mon 06-Jun-05	Tue 07-Jun-05	Wed 08-Jun-05	Thu 09-Jun-05	Fri 10-Jun-05	Average Day	Sat 11-Jun-05	Sun 12-Jun-05	Week Average
12:00 AM	*	*	*	*	*	*	9	12	10
01:00	*	*	*	*	*	*	3	10	6
02:00	*	*	*	*	*	*	4	9	6
03:00	*	*	*	*	*	*	4	2	3
04:00	*	*	*	*	*	*	3	2	2
05:00	*	*	*	*	*	*	3	2	2
06:00	*	*	*	*	*	*	20	12	16
07:00	*	*	*	*	*	*	17	20	18
08:00	*	*	*	*	*	*	77	36	56
09:00	*	*	*	*	*	*	73	47	60
10:00	*	*	*	*	*	*	<b>85</b>	<b>58</b>	<b>72</b>
11:00	*	*	*	*	*	*	56	37	46
12:00 PM	*	*	*	*	89	89	<b>64</b>	45	66
01:00	*	*	*	*	92	92	57	35	61
02:00	*	*	*	*	114	114	57	42	71
03:00	*	*	*	*	<b>180</b>	<b>180</b>	47	<b>74</b>	<b>100</b>
04:00	*	*	*	*	96	96	42	48	62
05:00	*	*	*	*	81	81	60	58	66
06:00	*	*	*	*	57	57	44	36	46
07:00	*	*	*	*	54	54	43	58	52
08:00	*	*	*	*	48	48	34	30	37
09:00	*	*	*	*	30	30	17	17	21
10:00	*	*	*	*	21	21	24	7	17
11:00	*	*	*	*	13	13	20	1	11
Day Total	0	0	0	0	875	875	863	698	907
% Avg. WkDay	0.0%	0.0%	0.0%	0.0%	100.0%				
% Avg. Week	0.0%	0.0%	0.0%	0.0%	96.5%	96.5%	95.1%	77.0%	
AM Peak Volume							10:00 85	10:00 58	10:00 72
PM Peak Volume					15:00 180	15:00 180	12:00 64	15:00 74	15:00 100

Site Code: 05000000000  
 Station ID:  
 LAKE REGION ROAD BARTON  
 0.21 MILES N OF US ROUTE 5  
 Latitude: -999' 0.000 South

Start Time	Mon 13-Jun-05	Tue 14-Jun-05	Wed 15-Jun-05	Thu 16-Jun-05	Fri 17-Jun-05	Average Day	Sat 18-Jun-05	Sun 19-Jun-05	Week Average
12:00 AM	1	4	0	3	3	2	11	10	5 
01:00	1	0	0	1	1	1	4	8	2 
02:00	0	0	0	2	0	0	9	1	2 
03:00	2	1	2	2	1	2	4	5	2 
04:00	2	8	9	6	6	6	4	1	5 
05:00	20	21	15	17	12	17	3	1	13 
06:00	62	47	58	53	50	54	7	11	41 
07:00	149	<b>164</b>	152	136	143	149	18	17	111 
08:00	<b>153</b>	162	<b>200</b>	<b>163</b>	<b>185</b>	<b>173</b>	39	39	<b>134</b> 
09:00	55	77	53	68	65	64	54	43	59 
10:00	64	56	99	132	155	101	<b>71</b>	46	89 
11:00	71	72	74	88	91	79	66	<b>83</b>	78 
12:00 PM	54	65	<b>149</b>	<b>156</b>	<b>152</b>	115	55	127	108 
01:00	58	79	82	94	94	81	49	273	104 
02:00	96	93	127	107	105	106	53	52	90 
03:00	<b>159</b>	<b>179</b>	138	149	144	<b>154</b>	43	<b>281</b>	<b>156</b> 
04:00	110	120	120	112	103	113	54	111	104 
05:00	110	69	112	120	85	99	49	54	86 
06:00	71	44	83	60	62	64	<b>67</b>	52	63 
07:00	68	32	44	64	55	53	32	34	47 
08:00	34	19	52	19	43	33	23	35	32 
09:00	8	16	16	16	43	20	21	21	20 
10:00	3	7	13	4	44	14	13	5	13 
11:00	7	3	3	3	8	5	2	2	4 
Day Total	1358	1338	1601	1575	1650	1505	751	1312	1368
% Avg. WkDay	90.2%	88.9%	106.4%	104.7%	109.6%				
% Avg. Week	99.3%	97.8%	117.0%	115.1%	120.6%	110.0%	54.9%	95.9%	
AM Peak	08:00	07:00	08:00	08:00	08:00	08:00	10:00	11:00	08:00
Volume	153	164	200	163	185	173	71	83	134
PM Peak	15:00	15:00	12:00	12:00	12:00	15:00	18:00	15:00	15:00
Volume	159	179	149	156	152	154	67	281	156

Site Code: 050000000000  
 Station ID:  
 LAKE REGION ROAD BARTON  
 0.21 MILES N OF US ROUTE 5  
 Latitude: -999' 0.000 South

Start Time	Mon 20-Jun-05	Tue 21-Jun-05	Wed 22-Jun-05	Thu 23-Jun-05	Fri 24-Jun-05	Average Day	Sat 25-Jun-05	Sun 26-Jun-05	Week Average
12:00 AM	2	1	1	*	*	1	*	*	1
01:00	3	1	0	*	*	1	*	*	1
02:00	1	0	0	*	*	0	*	*	0
03:00	3	3	1	*	*	2	*	*	2
04:00	3	5	2	*	*	3	*	*	3
05:00	18	13	14	*	*	15	*	*	15 █
06:00	61	50	54	*	*	55	*	*	55 █
07:00	<b>87</b>	<b>79</b>	<b>80</b>	*	*	<b>82</b>	*	*	<b>82</b> █
08:00	86	76	75	*	*	79	*	*	79 █
09:00	45	47	*	*	*	46	*	*	46 █
10:00	48	38	*	*	*	43	*	*	43 █
11:00	62	61	*	*	*	62	*	*	62 █
12:00 PM	72	79	*	*	*	76	*	*	76 █
01:00	63	43	*	*	*	53	*	*	53 █
02:00	72	62	*	*	*	67	*	*	67 █
03:00	<b>107</b>	87	*	*	*	97	*	*	97 █
04:00	102	81	*	*	*	92	*	*	92 █
05:00	102	<b>113</b>	*	*	*	<b>108</b>	*	*	<b>108</b> █
06:00	81	77	*	*	*	79	*	*	79 █
07:00	64	97	*	*	*	80	*	*	80 █
08:00	64	48	*	*	*	56	*	*	56 █
09:00	14	25	*	*	*	20	*	*	20 █
10:00	7	7	*	*	*	7	*	*	7 █
11:00	5	2	*	*	*	4	*	*	4 █
Day Total	1172	1095	227	0	0	1128	0	0	1128
% Avg. WkDay	103.9%	97.1%	20.1%	0.0%	0.0%				
% Avg. Week	103.9%	97.1%	20.1%	0.0%	0.0%	100.0%	0.0%	0.0%	
AM Peak	07:00	07:00	07:00			07:00			07:00
Volume	87	79	80			82			82
PM Peak	15:00	17:00				17:00			17:00
Volume	107	113				108			108
Grand Total	2530	2433	1828	1575	2525	3508	1614	2010	3403
ADT		ADT 1,222		AADT 1,222					