
























Site Code: 04000000000
 Station ID:
 ROARING BROOK ROAD BARTON
 0.13 MILES W OF VT ROUTE 16
 Latitude: -999' 0.000 South

Start Time	Mon 06-Jun-05	Tue 07-Jun-05	Wed 08-Jun-05	Thu 09-Jun-05	Fri 10-Jun-05	Average Day	Sat 11-Jun-05	Sun 12-Jun-05	Week Average
12:00 AM	*	*	*	*	*	*	11	11	11
01:00	*	*	*	*	*	*	7	6	6
02:00	*	*	*	*	*	*	3	7	5
03:00	*	*	*	*	*	*	7	0	4
04:00	*	*	*	*	*	*	9	7	8
05:00	*	*	*	*	*	*	13	7	10
06:00	*	*	*	*	*	*	37	20	28
07:00	*	*	*	*	*	*	51	34	42
08:00	*	*	*	*	*	*	100	53	76
09:00	*	*	*	*	*	*	97	102	100
10:00	*	*	*	*	*	*	147	136	142
11:00	*	*	*	*	*	*	131	93	112
12:00 PM	*	*	*	*	88	88	136	120	115
01:00	*	*	*	*	114	114	132	107	118
02:00	*	*	*	*	120	120	91	84	98
03:00	*	*	*	*	145	145	116	97	119
04:00	*	*	*	*	154	154	95	101	117
05:00	*	*	*	*	160	160	103	103	122
06:00	*	*	*	*	131	131	93	83	102
07:00	*	*	*	*	103	103	96	80	93
08:00	*	*	*	*	86	86	79	61	75
09:00	*	*	*	*	78	78	38	45	54
10:00	*	*	*	*	44	44	39	11	31
11:00	*	*	*	*	15	15	27	13	18
Day Total	0	0	0	0	1238	1238	1658	1381	1606
% Avg. WkDay	0.0%	0.0%	0.0%	0.0%	100.0%				
% Avg. Week	0.0%	0.0%	0.0%	0.0%	77.1%	77.1%	103.2%	86.0%	
AM Peak Volume							10:00 147	10:00 136	10:00 142
PM Peak Volume					17:00 160	17:00 160	12:00 136	12:00 120	17:00 122

Site Code: 04000000000
 Station ID:
 ROARING BROOK ROAD BARTON
 0.13 MILES W OF VT ROUTE 16
 Latitude: -999' 0.000 South

Start Time	Mon 13-Jun-05	Tue 14-Jun-05	Wed 15-Jun-05	Thu 16-Jun-05	Fri 17-Jun-05	Average Day	Sat 18-Jun-05	Sun 19-Jun-05	Week Average
12:00 AM	3	3	2	4	7	4	11	8	5
01:00	3	1	2	3	5	3	5	3	3
02:00	0	0	0	0	1	0	4	5	1
03:00	2	2	2	3	2	2	3	4	3
04:00	7	10	7	4	5	7	2	1	5
05:00	23	24	24	33	17	24	11	7	20
06:00	76	74	69	73	62	71	24	27	58
07:00	109	109	91	112	107	106	58	41	90
08:00	92	99	95	88	112	97	80	81	92
09:00	69	81	83	94	99	85	135	108	96
10:00	99	83	103	81	99	93	153	140	108
11:00	102	95	111	78	149	107	156	136	118
12:00 PM	100	105	101	132	168	121	154	159	131
01:00	116	79	79	115	151	108	120	137	114
02:00	98	98	86	107	129	104	161	100	111
03:00	111	132	149	141	147	136	125	128	133
04:00	148	116	132	153	175	145	126	160	144
05:00	136	117	118	129	171	134	112	98	126
06:00	108	74	93	86	135	99	105	99	100
07:00	69	76	56	82	88	74	90	94	79
08:00	73	39	59	61	71	61	79	85	67
09:00	48	35	44	59	60	49	47	44	48
10:00	26	11	27	25	27	23	23	23	23
11:00	10	5	5	10	18	10	19	7	11
Day Total	1628	1468	1538	1673	2005	1663	1803	1695	1686
% Avg. WkDay	97.9%	88.3%	92.5%	100.6%	120.6%				
% Avg. Week	96.6%	87.1%	91.2%	99.2%	118.9%	98.6%	106.9%	100.5%	
AM Peak	07:00	07:00	11:00	07:00	11:00	11:00	11:00	10:00	11:00
Volume	109	109	111	112	149	107	156	140	118
PM Peak	16:00	15:00	15:00	16:00	16:00	16:00	14:00	16:00	16:00
Volume	148	132	149	153	175	145	161	160	144

Site Code: 04000000000
 Station ID:
 ROARING BROOK ROAD BARTON
 0.13 MILES W OF VT ROUTE 16
 Latitude: -999' 0.000 South

Start Time	Mon 20-Jun-05	Tue 21-Jun-05	Wed 22-Jun-05	Thu 23-Jun-05	Fri 24-Jun-05	Average Day	Sat 25-Jun-05	Sun 26-Jun-05	Week Average
12:00 AM	1	9	5	*	*	5	*	*	5 
01:00	0	1	2	*	*	1	*	*	1 
02:00	0	0	0	*	*	0	*	*	0
03:00	2	0	4	*	*	2	*	*	2 
04:00	9	10	9	*	*	9	*	*	9 
05:00	32	29	23	*	*	28	*	*	28 
06:00	74	73	63	*	*	70	*	*	70 
07:00	102	100	95	*	*	99	*	*	99 
08:00	86	100	95	*	*	94	*	*	94 
09:00	91	72	*	*	*	82	*	*	82 
10:00	75	79	*	*	*	77	*	*	77 
11:00	101	120	*	*	*	110	*	*	110 
12:00 PM	112	119	*	*	*	116	*	*	116 
01:00	112	130	*	*	*	121	*	*	121 
02:00	112	128	*	*	*	120	*	*	120 
03:00	146	139	*	*	*	142	*	*	142 
04:00	174	130	*	*	*	152	*	*	152 
05:00	123	125	*	*	*	124	*	*	124 
06:00	78	85	*	*	*	82	*	*	82 
07:00	75	70	*	*	*	72	*	*	72 
08:00	72	62	*	*	*	67	*	*	67 
09:00	44	48	*	*	*	46	*	*	46 
10:00	18	24	*	*	*	21	*	*	21 
11:00	8	10	*	*	*	9	*	*	9 
Day Total	1647	1663	296	0	0	1649	0	0	1649
% Avg. WkDay	99.9%	100.8%	18.0%	0.0%	0.0%				
% Avg. Week	99.9%	100.8%	18.0%	0.0%	0.0%	100.0%	0.0%	0.0%	
AM Peak Volume	07:00 102	11:00 120	07:00 95			11:00 110			11:00 110
PM Peak Volume	16:00 174	15:00 139				16:00 152			16:00 152
Grand Total	3275	3131	1834	1673	3243	4550	3461	3076	4941
ADT		ADT 1,658		AADT 1,658					