

























Site Code: 00000000010

Station ID:

HINMAN SETTLER ROAD BROWNINGTON

0.23 MILES NORTH OF PARKER ROAD

Latitude: -999' 0.000 South

Start Time	Mon 06-Jun-05	Tue 07-Jun-05	Wed 08-Jun-05	Thu 09-Jun-05	Fri 10-Jun-05	Average Day	Sat 11-Jun-05	Sun 12-Jun-05	Week Average
12:00 AM	*	*	*	*	*	*	10	2	6 
01:00	*	*	*	*	*	*	4	0	2 
02:00	*	*	*	*	*	*	3	2	2 
03:00	*	*	*	*	*	*	2	0	1 
04:00	*	*	*	*	*	*	1	1	1 
05:00	*	*	*	*	*	*	2	6	4 
06:00	*	*	*	*	*	*	6	1	4 
07:00	*	*	*	*	*	*	12	4	8 
08:00	*	*	*	*	*	*	19	6	12 
09:00	*	*	*	*	23	23	20	17	20 
10:00	*	*	*	*	13	13	19	29	20 
11:00	*	*	*	*	14	14	23	23	20 
12:00 PM	*	*	*	*	15	15	19	29	21 
01:00	*	*	*	*	13	13	25	14	17 
02:00	*	*	*	*	19	19	20	23	21 
03:00	*	*	*	*	18	18	25	23	22 
04:00	*	*	*	*	30	30	33	19	27 
05:00	*	*	*	*	29	29	24	28	27 
06:00	*	*	*	*	22	22	22	18	21 
07:00	*	*	*	*	13	13	25	22	20 
08:00	*	*	*	*	15	15	13	7	12 
09:00	*	*	*	*	5	5	13	16	11 
10:00	*	*	*	*	7	7	7	5	6 
11:00	*	*	*	*	10	10	9	1	7 
Day Total	0	0	0	0	246	246	356	296	312
% Avg. WkDay	0.0%	0.0%	0.0%	0.0%	100.0%				
% Avg. Week	0.0%	0.0%	0.0%	0.0%	78.8%	78.8%	114.1%	94.9%	
AM Peak Volume					09:00 23	09:00 23	11:00 23	10:00 29	09:00 20
PM Peak Volume					16:00 30	16:00 30	16:00 33	12:00 29	16:00 27

Site Code: 00000000010

Station ID:

HINMAN SETTLER ROAD BROWNINGTON

0.23 MILES NORTH OF PARKER ROAD

Latitude: -999' 0.000 South

Start Time	Mon 13-Jun-05	Tue 14-Jun-05	Wed 15-Jun-05	Thu 16-Jun-05	Fri 17-Jun-05	Average Day	Sat 18-Jun-05	Sun 19-Jun-05	Week Average
12:00 AM	0	1	2	0	1	1	6	1	2
01:00	0	0	0	2	0	0	3	2	1
02:00	0	1	0	0	3	1	2	2	1
03:00	0	1	0	0	0	0	1	0	0
04:00	4	1	1	3	0	2	1	1	2
05:00	6	2	2	2	2	3	5	3	3
06:00	19	18	20	21	20	20	5	4	15
07:00	19	18	23	17	16	19	16	5	16
08:00	16	8	13	12	7	11	11	10	11
09:00	16	20	15	14	15	16	20	32	19
10:00	17	14	19	10	14	15	27	31	19
11:00	8	22	19	16	15	16	19	23	17
12:00 PM	17	8	28	20	20	19	29	26	21
01:00	23	21	13	15	20	18	28	27	21
02:00	10	16	14	19	19	16	27	38	20
03:00	38	32	30	27	25	30	35	27	31
04:00	26	19	24	27	23	24	28	16	23
05:00	27	17	22	26	38	26	20	21	24
06:00	12	11	16	29	18	17	26	20	19
07:00	11	9	6	14	14	11	19	14	12
08:00	9	6	5	12	19	10	8	13	10
09:00	6	3	4	8	6	5	5	14	7
10:00	6	5	5	9	7	6	4	4	6
11:00	1	2	2	2	5	2	6	1	3
Day Total	291	255	283	305	307	288	351	335	303
% Avg. WkDay	101.0%	88.5%	98.3%	105.9%	106.6%				
% Avg. Week	96.0%	84.2%	93.4%	100.7%	101.3%	95.0%	115.8%	110.6%	
AM Peak	06:00	11:00	07:00	06:00	06:00	06:00	10:00	09:00	09:00
Volume	19	22	23	21	20	20	27	32	19
PM Peak	15:00	15:00	15:00	18:00	17:00	15:00	15:00	14:00	15:00
Volume	38	32	30	29	38	30	35	38	31












Site Code: 00000000010

Station ID:

HINMAN SETTLER ROAD BROWNINGTON

0.23 MILES NORTH OF PARKER ROAD

Latitude: -999' 0.000 South

Start Time	Mon 20-Jun-05	Tue 21-Jun-05	Wed 22-Jun-05	Thu 23-Jun-05	Fri 24-Jun-05	Average Day	Sat 25-Jun-05	Sun 26-Jun-05	Week Average
12:00 AM	2	*	*	*	*	2	*	*	2 
01:00	2	*	*	*	*	2	*	*	2 
02:00	2	*	*	*	*	2	*	*	2 
03:00	0	*	*	*	*	0	*	*	0
04:00	1	*	*	*	*	1	*	*	1 
05:00	1	*	*	*	*	1	*	*	1 
06:00	19	*	*	*	*	19	*	*	19 
07:00	18	*	*	*	*	18	*	*	18 
08:00	9	*	*	*	*	9	*	*	9 
09:00	14	*	*	*	*	14	*	*	14 
10:00	19	*	*	*	*	19	*	*	19 
11:00	8	*	*	*	*	8	*	*	8 
12:00 PM	2	*	*	*	*	2	*	*	2 
01:00	0	*	*	*	*	0	*	*	0
02:00	0	*	*	*	*	0	*	*	0
03:00	*	*	*	*	*	*	*	*	*
04:00	*	*	*	*	*	*	*	*	*
05:00	*	*	*	*	*	*	*	*	*
06:00	*	*	*	*	*	*	*	*	*
07:00	*	*	*	*	*	*	*	*	*
08:00	*	*	*	*	*	*	*	*	*
09:00	*	*	*	*	*	*	*	*	*
10:00	*	*	*	*	*	*	*	*	*
11:00	*	*	*	*	*	*	*	*	*
Day Total	97	0	0	0	0	97	0	0	97
% Avg. WkDay	100.0%	0.0%	0.0%	0.0%	0.0%				
% Avg. Week	100.0%	0.0%	0.0%	0.0%	0.0%	100.0%	0.0%	0.0%	
AM Peak Volume	06:00 19					06:00 19			06:00 19
PM Peak Volume	12:00 2					12:00 2			12:00 2
Grand Total	388	255	283	305	553	631	707	631	712
ADT		ADT 304		AADT 304					