













NVDA
 36 Eastern Avenue
 St. Johnsbury
 VT 05819

Site Code: 00000000012
 Station ID:
 VT ROUTE 102 BRUNSWICK
 AT BLOOMFIELD TL
 Latitude: -999' 0.000 South

| Start Time | Mon 14-Jun-04 | Tue 15-Jun-04 | Wed 16-Jun-04 | Thu 17-Jun-04 | Fri 18-Jun-04 | Average Day | Sat 19-Jun-04 | Sun 20-Jun-04 | Week Average |
|-----------------|------------------|------------------|------------------|------------------|------------------|----------------|------------------|------------------|---|
| 12:00 AM | * | * | * | * | * | * | * | * | * |
| 01:00 | * | * | * | * | * | * | * | * | * |
| 02:00 | * | * | * | * | * | * | * | * | * |
| 03:00 | * | * | * | * | * | * | * | * | * |
| 04:00 | * | * | * | * | * | * | * | * | * |
| 05:00 | * | * | * | * | * | * | * | * | * |
| 06:00 | * | * | * | * | * | * | * | * | * |
| 07:00 | * | * | * | * | * | * | * | * | * |
| 08:00 | * | * | * | * | * | * | * | * | * |
| 09:00 | * | * | * | * | * | * | * | * | * |
| 10:00 | * | * | * | * | * | * | * | * | * |
| 11:00 | * | * | * | * | * | * | * | * | * |
| 12:00 PM | * | * | * | * | * | * | * | 50 | 50  |
| 01:00 | * | * | * | * | * | * | * | 49 | 49  |
| 02:00 | * | * | * | * | * | * | * | 55 | 55  |
| 03:00 | * | * | * | * | * | * | * | 55 | 55  |
| 04:00 | * | * | * | * | * | * | * | 52 | 52  |
| 05:00 | * | * | * | * | * | * | * | 51 | 51  |
| 06:00 | * | * | * | * | * | * | * | 31 | 31  |
| 07:00 | * | * | * | * | * | * | * | 26 | 26  |
| 08:00 | * | * | * | * | * | * | * | 24 | 24  |
| 09:00 | * | * | * | * | * | * | * | 26 | 26  |
| 10:00 | * | * | * | * | * | * | * | 8 | 8  |
| 11:00 | * | * | * | * | * | * | * | 2 | 2  |
| Day Total | 0 | 0 | 0 | 0 | 0 | 0 | 0 | 429 | 429 |
| % Avg. WkDay | 0.0% | 0.0% | 0.0% | 0.0% | 0.0% | | | | |
| % Avg. Week | 0.0% | 0.0% | 0.0% | 0.0% | 0.0% | 0.0% | 0.0% | 100.0% | |
| AM Peak Vol. | | | | | | | | | |
| PM Peak Vol. | | | | | | | | 14:00 55 | 14:00 55 |











NVDA
 36 Eastern Avenue
 St. Johnsbury
 VT 05819

Site Code: 00000000012
 Station ID:
 VT ROUTE 102 BRUNSWICK
 AT BLOOMFIELD TL
 Latitude: -999' 0.000 South

| Start Time | Mon 21-Jun-04 | Tue 22-Jun-04 | Wed 23-Jun-04 | Thu 24-Jun-04 | Fri 25-Jun-04 | Average Day | Sat 26-Jun-04 | Sun 27-Jun-04 | Week Average |
|-----------------|------------------|------------------|------------------|------------------|------------------|----------------|------------------|------------------|-----------------|
| 12:00 AM | 0 | 4 | 2 | 3 | 6 | 3 | 9 | 8 | 5 |
| 01:00 | 2 | 2 | 0 | 1 | 1 | 1 | 1 | 1 | 1 |
| 02:00 | 3 | 0 | 1 | 1 | 0 | 1 | 1 | 5 | 2 |
| 03:00 | 1 | 3 | 2 | 0 | 0 | 1 | 1 | 5 | 2 |
| 04:00 | 1 | 1 | 1 | 3 | 2 | 2 | 1 | 4 | 2 |
| 05:00 | 8 | 7 | 10 | 8 | 6 | 8 | 4 | 3 | 7 |
| 06:00 | 18 | 17 | 15 | 12 | 17 | 16 | 11 | 9 | 14 |
| 07:00 | 30 | 33 | 25 | 30 | 21 | 28 | 17 | 8 | 23 |
| 08:00 | 34 | 32 | 20 | 49 | 28 | 33 | 24 | 27 | 31 |
| 09:00 | 33 | 30 | 25 | 83 | 27 | 40 | 36 | 39 | 39 |
| 10:00 | 35 | 30 | 35 | 103 | 33 | 47 | 49 | 48 | 48 |
| 11:00 | 26 | 66 | 40 | 49 | 57 | 48 | 45 | 75 | 51 |
| 12:00 PM | 35 | 28 | 30 | 52 | 32 | 35 | 57 | 72 | 44 |
| 01:00 | 36 | 44 | 46 | 43 | 51 | 44 | 79 | 80 | 54 |
| 02:00 | 36 | 40 | 44 | 50 | 46 | 43 | 50 | 82 | 50 |
| 03:00 | 54 | 40 | 51 | 41 | 54 | 48 | 74 | 41 | 51 |
| 04:00 | 48 | 48 | 40 | 57 | 62 | 51 | 83 | 38 | 54 |
| 05:00 | 49 | 54 | 46 | 50 | 41 | 48 | 56 | 32 | 47 |
| 06:00 | 34 | 14 | 44 | 52 | 43 | 37 | 39 | 29 | 36 |
| 07:00 | 21 | 30 | 31 | 39 | 33 | 31 | 46 | 26 | 32 |
| 08:00 | 24 | 19 | 51 | 41 | 22 | 31 | 26 | 19 | 29 |
| 09:00 | 20 | 13 | 17 | 18 | 29 | 19 | 9 | 10 | 17 |
| 10:00 | 6 | 4 | 6 | 6 | 8 | 6 | 19 | 5 | 8 |
| 11:00 | 3 | 1 | 5 | 6 | 6 | 4 | 14 | 3 | 5 |
| Day Total | 557 | 560 | 587 | 797 | 625 | 625 | 751 | 669 | 652 |
| % Avg. WkDay | 89.1% | 89.6% | 93.9% | 127.5% | 100.0% | | | | |
| % Avg. Week | 85.4% | 85.9% | 90.0% | 122.2% | 95.9% | 95.9% | 115.2% | 102.6% | |
| AM Peak | 10:00 | 11:00 | 11:00 | 10:00 | 11:00 | 11:00 | 10:00 | 11:00 | 11:00 |
| Vol. | 35 | 66 | 40 | 103 | 57 | 48 | 49 | 75 | 51 |
| PM Peak | 15:00 | 17:00 | 15:00 | 16:00 | 16:00 | 16:00 | 16:00 | 14:00 | 13:00 |
| Vol. | 54 | 54 | 51 | 57 | 62 | 51 | 83 | 82 | 54 |

NVDA
 36 Eastern Avenue
 St. Johnsbury
 VT 05819

Site Code: 00000000012
 Station ID:
 VT ROUTE 102 BRUNSWICK
 AT BLOOMFIELD TL
 Latitude: -999' 0.000 South

| Start Time | Mon 28-Jun-04 | Tue 29-Jun-04 | Wed 30-Jun-04 | Thu 01-Jul-04 | Fri 02-Jul-04 | Average Day | Sat 03-Jul-04 | Sun 04-Jul-04 | Week Average |
|--------------|------------------|------------------|------------------|------------------|------------------|----------------|------------------|------------------|---|
| 12:00 AM | 4 | * | * | * | * | 4 | * | * | 4  |
| 01:00 | 1 | * | * | * | * | 1 | * | * | 1  |
| 02:00 | 1 | * | * | * | * | 1 | * | * | 1  |
| 03:00 | 1 | * | * | * | * | 1 | * | * | 1  |
| 04:00 | 6 | * | * | * | * | 6 | * | * | 6  |
| 05:00 | 12 | * | * | * | * | 12 | * | * | 12  |
| 06:00 | 15 | * | * | * | * | 15 | * | * | 15  |
| 07:00 | 25 | * | * | * | * | 25 | * | * | 25  |
| 08:00 | 23 | * | * | * | * | 23 | * | * | 23  |
| 09:00 | 26 | * | * | * | * | 26 | * | * | 26  |
| 10:00 | * | * | * | * | * | * | * | * | * |
| 11:00 | * | * | * | * | * | * | * | * | * |
| 12:00 PM | * | * | * | * | * | * | * | * | * |
| 01:00 | * | * | * | * | * | * | * | * | * |
| 02:00 | * | * | * | * | * | * | * | * | * |
| 03:00 | * | * | * | * | * | * | * | * | * |
| 04:00 | * | * | * | * | * | * | * | * | * |
| 05:00 | * | * | * | * | * | * | * | * | * |
| 06:00 | * | * | * | * | * | * | * | * | * |
| 07:00 | * | * | * | * | * | * | * | * | * |
| 08:00 | * | * | * | * | * | * | * | * | * |
| 09:00 | * | * | * | * | * | * | * | * | * |
| 10:00 | * | * | * | * | * | * | * | * | * |
| 11:00 | * | * | * | * | * | * | * | * | * |
| Day Total | 114 | 0 | 0 | 0 | 0 | 114 | 0 | 0 | 114 |
| % Avg. WkDay | 100.0% | 0.0% | 0.0% | 0.0% | 0.0% | | | | |
| % Avg. Week | 100.0% | 0.0% | 0.0% | 0.0% | 0.0% | 100.0% | 0.0% | 0.0% | |
| AM Peak | 09:00 | | | | | 09:00 | | | 09:00 |
| Vol. | 26 | | | | | 26 | | | 26 |
| PM Peak | | | | | | | | | |
| Vol. | | | | | | | | | |
| Grand Total | 671 | 560 | 587 | 797 | 625 | 739 | 751 | 1098 | 1195 |
| ADT | | ADT 642 | | AADT 642 | | | | | |