

























NVDA
 36 Eastern Avenue
 St. Johnsbury
 VT 05819

Site Code: 00000000046
 Station ID:
 VT ROUTE 114 CANAAN
 EAST OF CANADA RT 141
 Latitude: -999' 0.000 South

| Start Time | Mon 22-Jul-02 | Tue 23-Jul-02 | Wed 24-Jul-02 | Thu 25-Jul-02 | Fri 26-Jul-02 | Average Day | Sat 27-Jul-02 | Sun 28-Jul-02 | Week Average |
|-----------------|------------------|------------------|------------------|------------------|------------------|----------------|------------------|------------------|--|
| 12:00 AM | * | * | * | * | 13 | 13 | 12 | 15 | 13  |
| 01:00 | * | * | * | * | 23 | 23 | 4 | 12 | 13  |
| 02:00 | * | * | * | * | 16 | 16 | 9 | 12 | 12  |
| 03:00 | * | * | * | * | 1 | 1 | 12 | 4 | 6  |
| 04:00 | * | * | * | * | 7 | 7 | 13 | 6 | 9  |
| 05:00 | * | * | * | * | 47 | 47 | 25 | 21 | 31  |
| 06:00 | * | * | * | * | 63 | 63 | 53 | 37 | 51  |
| 07:00 | * | * | * | * | 86 | 86 | 62 | 68 | 72  |
| 08:00 | * | * | * | * | 112 | 112 | 128 | 89 | 110  |
| 09:00 | * | * | * | * | 124 | 124 | 161 | 98 | 128  |
| 10:00 | * | * | * | * | 154 | 154 | 159 | 149 | 154  |
| 11:00 | * | * | * | * | 149 | 149 | 185 | 187 | 174  |
| 12:00 PM | * | * | * | 117 | 148 | 132 | 207 | 168 | 160  |
| 01:00 | * | * | * | 157 | 190 | 174 | 214 | 138 | 175  |
| 02:00 | * | * | * | 155 | 171 | 163 | 217 | 183 | 182  |
| 03:00 | * | * | * | 175 | 168 | 172 | 187 | 175 | 176  |
| 04:00 | * | * | * | 171 | 200 | 186 | 129 | 154 | 164  |
| 05:00 | * | * | * | 168 | 158 | 163 | 130 | 124 | 145  |
| 06:00 | * | * | * | 118 | 145 | 132 | 134 | 139 | 134  |
| 07:00 | * | * | * | 97 | 100 | 98 | 113 | 87 | 99  |
| 08:00 | * | * | * | 86 | 88 | 87 | 83 | 64 | 80  |
| 09:00 | * | * | * | 54 | 73 | 64 | 60 | 46 | 58  |
| 10:00 | * | * | * | 26 | 51 | 38 | 53 | 26 | 39  |
| 11:00 | * | * | * | 15 | 35 | 25 | 31 | 19 | 25  |
| Day Total | 0 | 0 | 0 | 1339 | 2322 | 2229 | 2381 | 2021 | 2210 |
| % Avg. WkDay | 0.0% | 0.0% | 0.0% | 60.1% | 104.2% | | | | |
| % Avg. Week | 0.0% | 0.0% | 0.0% | 60.6% | 105.1% | 100.9% | 107.7% | 91.4% | |
| AM Peak Vol. | | | | | 10:00 154 | 10:00 154 | 11:00 185 | 11:00 187 | 11:00 174 |
| PM Peak Vol. | | | | 15:00 175 | 16:00 200 | 16:00 186 | 14:00 217 | 14:00 183 | 14:00 182 |

NVDA
 36 Eastern Avenue
 St. Johnsbury
 VT 05819

Site Code: 00000000046
 Station ID:
 VT ROUTE 114 CANAAN
 EAST OF CANADA RT 141
 Latitude: -999' 0.000 South

| Start Time | Mon 29-Jul-02 | Tue 30-Jul-02 | Wed 31-Jul-02 | Thu 01-Aug-02 | Fri 02-Aug-02 | Average Day | Sat 03-Aug-02 | Sun 04-Aug-02 | Week Average |
|--------------|------------------|------------------|------------------|------------------|------------------|----------------|------------------|------------------|-----------------|
| 12:00 AM | 20 | 9 | 7 | 21 | * | 14 | * | * | 14 |
| 01:00 | 7 | 4 | 6 | 11 | * | 7 | * | * | 7 |
| 02:00 | 3 | 4 | 4 | 1 | * | 3 | * | * | 3 |
| 03:00 | 4 | 1 | 0 | 5 | * | 2 | * | * | 2 |
| 04:00 | 10 | 7 | 11 | 15 | * | 11 | * | * | 11 |
| 05:00 | 42 | 51 | 35 | 39 | * | 42 | * | * | 42 |
| 06:00 | 88 | 66 | 65 | 56 | * | 69 | * | * | 69 |
| 07:00 | 112 | 97 | 115 | 116 | * | 110 | * | * | 110 |
| 08:00 | 119 | 80 | 122 | 113 | * | 108 | * | * | 108 |
| 09:00 | 120 | 106 | 158 | 126 | * | 128 | * | * | 128 |
| 10:00 | 148 | 133 | 120 | 142 | * | 136 | * | * | 136 |
| 11:00 | 136 | 131 | 120 | * | * | 129 | * | * | 129 |
| 12:00 PM | 139 | 121 | 135 | * | * | 132 | * | * | 132 |
| 01:00 | 119 | 109 | 125 | * | * | 118 | * | * | 118 |
| 02:00 | 150 | 152 | 132 | * | * | 145 | * | * | 145 |
| 03:00 | 131 | 156 | 135 | * | * | 141 | * | * | 141 |
| 04:00 | 132 | 146 | 115 | * | * | 131 | * | * | 131 |
| 05:00 | 136 | 139 | 149 | * | * | 141 | * | * | 141 |
| 06:00 | 74 | 89 | 118 | * | * | 94 | * | * | 94 |
| 07:00 | 63 | 69 | 114 | * | * | 82 | * | * | 82 |
| 08:00 | 74 | 58 | 101 | * | * | 78 | * | * | 78 |
| 09:00 | 54 | 55 | 67 | * | * | 59 | * | * | 59 |
| 10:00 | 25 | 29 | 29 | * | * | 28 | * | * | 28 |
| 11:00 | 18 | 21 | 29 | * | * | 23 | * | * | 23 |
| Day Total | 1924 | 1833 | 2012 | 645 | 0 | 1931 | 0 | 0 | 1931 |
| % Avg. WkDay | 99.6% | 94.9% | 104.2% | 33.4% | 0.0% | | | | |
| % Avg. Week | 99.6% | 94.9% | 104.2% | 33.4% | 0.0% | 100.0% | 0.0% | 0.0% | |
| AM Peak | 10:00 | 10:00 | 09:00 | 10:00 | | 10:00 | | | 10:00 |
| Vol. | 148 | 133 | 158 | 142 | | 136 | | | 136 |
| PM Peak | 14:00 | 15:00 | 17:00 | | | 14:00 | | | 14:00 |
| Vol. | 150 | 156 | 149 | | | 145 | | | 145 |
| Grand Total | 1924 | 1833 | 2012 | 1984 | 2322 | 4160 | 2381 | 2021 | 4141 |
| ADT | | ADT 2,082 | | AADT 2,082 | | | | | |