
















































NVDA
 36 Eastern Avenue
 St. Johnsbury
 VT 05819

Site Code: 00000000061
 Station ID:
 VT ROUTE 5A CHARLESTON
 NORTH OF HUDSON ROAD
 Latitude: -999' 0.000 South

| Start Time | Mon 23-Jun-03 | Tue 24-Jun-03 | Wed 25-Jun-03 | Thu 26-Jun-03 | Fri 27-Jun-03 | Average Day | Sat 28-Jun-03 | Sun 29-Jun-03 | Week Average |
|-----------------|------------------|------------------|------------------|------------------|------------------|----------------|------------------|------------------|--|
| 12:00 AM | * | * | * | * | 6 | 6 | 3 | 3 | 4  |
| 01:00 | * | * | * | * | 1 | 1 | 2 | 3 | 2  |
| 02:00 | * | * | * | * | 0 | 0 | 3 | 1 | 1  |
| 03:00 | * | * | * | * | 5 | 5 | 1 | 0 | 2  |
| 04:00 | * | * | * | * | 11 | 11 | 6 | 4 | 7  |
| 05:00 | * | * | * | * | 23 | 23 | 12 | 5 | 13  |
| 06:00 | * | * | * | * | 39 | 39 | 19 | 10 | 23  |
| 07:00 | * | * | * | * | 44 | 44 | 28 | 19 | 30  |
| 08:00 | * | * | * | * | 70 | 70 | 59 | 27 | 52  |
| 09:00 | * | * | * | * | 83 | 83 | 78 | 41 | 67  |
| 10:00 | * | * | * | * | 59 | 59 | 76 | 75 | 70  |
| 11:00 | * | * | * | * | 83 | 83 | 73 | 70 | 75  |
| 12:00 PM | * | * | * | * | 102 | 102 | 94 | 127 | 108  |
| 01:00 | * | * | * | * | 87 | 87 | 94 | 90 | 90  |
| 02:00 | * | * | * | * | 113 | 113 | 99 | 95 | 102  |
| 03:00 | * | * | * | * | 102 | 102 | 92 | 100 | 98  |
| 04:00 | * | * | * | 122 | 90 | 106 | 85 | 90 | 97  |
| 05:00 | * | * | * | 93 | 109 | 101 | 75 | 76 | 88  |
| 06:00 | * | * | * | 68 | 69 | 68 | 60 | 57 | 64  |
| 07:00 | * | * | * | 68 | 53 | 60 | 63 | 46 | 58  |
| 08:00 | * | * | * | 58 | 49 | 54 | 38 | 45 | 48  |
| 09:00 | * | * | * | 49 | 25 | 37 | 26 | 22 | 30  |
| 10:00 | * | * | * | 14 | 23 | 18 | 14 | 7 | 14  |
| 11:00 | * | * | * | 9 | 9 | 9 | 12 | 2 | 8  |
| Day Total | 0 | 0 | 0 | 481 | 1255 | 1281 | 1112 | 1015 | 1151 |
| % Avg. WkDay | 0.0% | 0.0% | 0.0% | 37.5% | 98.0% | | | | |
| % Avg. Week | 0.0% | 0.0% | 0.0% | 41.8% | 109.0% | 111.3% | 96.6% | 88.2% | |
| AM Peak Vol. | | | | | 09:00 83 | 09:00 83 | 09:00 78 | 10:00 75 | 11:00 75 |
| PM Peak Vol. | | | | 16:00 122 | 14:00 113 | 14:00 113 | 14:00 99 | 12:00 127 | 12:00 108 |

NVDA
 36 Eastern Avenue
 St. Johnsbury
 VT 05819

Site Code: 00000000061
 Station ID:
 VT ROUTE 5A CHARLESTON
 NORTH OF HUDSON ROAD
 Latitude: -999' 0.000 South

| Start Time | Mon 30-Jun-03 | Tue 01-Jul-03 | Wed 02-Jul-03 | Thu 03-Jul-03 | Fri 04-Jul-03 | Average Day | Sat 05-Jul-03 | Sun 06-Jul-03 | Week Average |
|--------------|------------------|------------------|------------------|------------------|------------------|----------------|------------------|------------------|---|
| 12:00 AM | 4 | 1 | 5 | 3 | * | 3 | * | * | 3  |
| 01:00 | 0 | 3 | 2 | 1 | * | 2 | * | * | 2  |
| 02:00 | 1 | 0 | 1 | 0 | * | 0 | * | * | 0 |
| 03:00 | 11 | 7 | 3 | 2 | * | 6 | * | * | 6  |
| 04:00 | 2 | 4 | 7 | 3 | * | 4 | * | * | 4  |
| 05:00 | 19 | 22 | 34 | 25 | * | 25 | * | * | 25  |
| 06:00 | 42 | 39 | 41 | 41 | * | 41 | * | * | 41  |
| 07:00 | 58 | 63 | 41 | 48 | * | 52 | * | * | 52  |
| 08:00 | 44 | 57 | 49 | 58 | * | 52 | * | * | 52  |
| 09:00 | 48 | 77 | 61 | 69 | * | 64 | * | * | 64  |
| 10:00 | 71 | 76 | 85 | * | * | 77 | * | * | 77  |
| 11:00 | 63 | 63 | 65 | * | * | 64 | * | * | 64  |
| 12:00 PM | 80 | 75 | 64 | * | * | 73 | * | * | 73  |
| 01:00 | 76 | 68 | 77 | * | * | 74 | * | * | 74  |
| 02:00 | 103 | 98 | 60 | * | * | 87 | * | * | 87  |
| 03:00 | 95 | 91 | 88 | * | * | 91 | * | * | 91  |
| 04:00 | 73 | 102 | 91 | * | * | 89 | * | * | 89  |
| 05:00 | 98 | 96 | 74 | * | * | 89 | * | * | 89  |
| 06:00 | 62 | 50 | 59 | * | * | 57 | * | * | 57  |
| 07:00 | 48 | 56 | 49 | * | * | 51 | * | * | 51  |
| 08:00 | 29 | 47 | 51 | * | * | 42 | * | * | 42  |
| 09:00 | 21 | 29 | 24 | * | * | 25 | * | * | 25  |
| 10:00 | 15 | 10 | 11 | * | * | 12 | * | * | 12  |
| 11:00 | 5 | 8 | 9 | * | * | 7 | * | * | 7  |
| Day Total | 1068 | 1142 | 1051 | 250 | 0 | 1087 | 0 | 0 | 1087 |
| % Avg. WkDay | 98.3% | 105.1% | 96.7% | 23.0% | 0.0% | | | | |
| % Avg. Week | 98.3% | 105.1% | 96.7% | 23.0% | 0.0% | 100.0% | 0.0% | 0.0% | |
| AM Peak | 10:00 | 09:00 | 10:00 | 09:00 | | 10:00 | | | 10:00 |
| Vol. | 71 | 77 | 85 | 69 | | 77 | | | 77 |
| PM Peak | 14:00 | 16:00 | 16:00 | | | 15:00 | | | 15:00 |
| Vol. | 103 | 102 | 91 | | | 91 | | | 91 |
| Grand Total | 1068 | 1142 | 1051 | 731 | 1255 | 2368 | 1112 | 1015 | 2238 |
| ADT | | ADT 1,097 | | AADT 1,097 | | | | | |