











































Start Time	Mon 20-Jun-05	Tue 21-Jun-05	Wed 22-Jun-05	Thu 23-Jun-05	Fri 24-Jun-05	Average Day	Sat 25-Jun-05	Sun 26-Jun-05	Week Average
12:00 AM	*	*	*	0	1	0	1	6	2 
01:00	*	*	*	2	0	1	1	7	2 
02:00	*	*	*	0	0	0	0	2	0
03:00	*	*	*	0	0	0	0	0	0
04:00	*	*	*	0	0	0	0	0	0
05:00	*	*	*	2	1	2	2	2	2 
06:00	*	*	*	10	7	8	7	1	6 
07:00	*	*	*	15	46	30	8	8	19 
08:00	*	*	*	6	33	20	11	18	17 
09:00	*	*	*	17	32	24	34	24	27 
10:00	*	*	*	20	39	30	30	28	29 
11:00	*	*	15	22	31	23	25	31	25 
12:00 PM	*	*	18	28	29	25	40	43	32 
01:00	*	*	25	20	22	22	35	25	25 
02:00	*	*	13	24	14	17	48	32	26 
03:00	*	*	16	29	36	27	46	33	32 
04:00	*	*	28	15	22	22	37	38	28 
05:00	*	*	20	24	20	21	33	26	25 
06:00	*	*	21	14	16	17	32	26	22 
07:00	*	*	8	11	21	13	31	34	21 
08:00	*	*	8	5	8	7	14	24	12 
09:00	*	*	3	7	9	6	7	9	7 
10:00	*	*	1	0	8	3	6	4	4 
11:00	*	*	0	0	3	1	3	5	2 
Day Total	0	0	176	271	398	319	451	426	365
% Avg. WkDay	0.0%	0.0%	55.2%	85.0%	124.8%				
% Avg. Week	0.0%	0.0%	48.2%	74.2%	109.0%	87.4%	123.6%	116.7%	
AM Peak Volume			11:00 15	11:00 22	07:00 46	07:00 30	09:00 34	11:00 31	10:00 29
PM Peak Volume			16:00 28	15:00 29	15:00 36	15:00 27	14:00 48	12:00 43	12:00 32

Site Code: 00000000019
 Station ID:
 TAMARACK DRIVE CHARLESTON
 0.11 MILES NORTH OF ECHO LAKE ROAD
 Latitude: -999' 0.000 South

Start Time	Mon 27-Jun-05	Tue 28-Jun-05	Wed 29-Jun-05	Thu 30-Jun-05	Fri 01-Jul-05	Average Day	Sat 02-Jul-05	Sun 03-Jul-05	Week Average
12:00 AM	0	0	1	1	0	0	1	0	0
01:00	0	2	0	6	1	2	1	0	1
02:00	0	0	0	0	0	0	1	0	0
03:00	0	0	0	0	1	0	1	0	0
04:00	1	2	0	0	0	1	1	1	1
05:00	3	3	6	4	2	4	1	7	4
06:00	16	11	9	10	11	11	5	5	10
07:00	12	18	17	14	12	15	20	14	15
08:00	20	17	21	0	17	15	30	22	18
09:00	15	16	26	0	15	14	41	33	21
10:00	16	33	33	0	25	21	43	50	29
11:00	21	19	18	8	30	19	51	35	26
12:00 PM	25	25	25	34	30	28	32	28	28
01:00	28	35	37	30	25	31	31	40	32
02:00	32	23	27	35	38	31	42	38	34
03:00	26	34	13	37	48	32	37	36	33
04:00	25	27	26	37	36	30	36	47	33
05:00	26	23	22	38	26	27	17	40	27
06:00	28	32	8	20	31	24	25	35	26
07:00	34	15	13	22	37	24	17	26	23
08:00	10	16	7	19	13	13	12	13	13
09:00	12	12	6	7	14	10	16	13	11
10:00	2	2	2	4	3	3	9	10	5
11:00	2	0	1	3	1	1	4	9	3
Day Total	354	365	318	329	416	356	474	502	393
% Avg. WkDay	99.4%	102.5%	89.3%	92.4%	116.9%				
% Avg. Week	90.1%	92.9%	80.9%	83.7%	105.9%	90.6%	120.6%	127.7%	
AM Peak	11:00	10:00	10:00	07:00	11:00	10:00	11:00	10:00	10:00
Volume	21	33	33	14	30	21	51	50	29
PM Peak	19:00	13:00	13:00	17:00	15:00	15:00	14:00	16:00	14:00
Volume	34	35	37	38	48	32	42	47	34

Site Code: 00000000019
 Station ID:
 TAMARACK DRIVE CHARLESTON
 0.11 MILES NORTH OF ECHO LAKE ROAD
 Latitude: -999' 0.000 South

Start Time	Mon 04-Jul-05	Tue 05-Jul-05	Wed 06-Jul-05	Thu 07-Jul-05	Fri 08-Jul-05	Average Day	Sat 09-Jul-05	Sun 10-Jul-05	Week Average
12:00 AM	3	1	3	*	*	2	*	*	2 
01:00	1	0	1	*	*	1	*	*	1 
02:00	0	0	0	*	*	0	*	*	0
03:00	0	0	0	*	*	0	*	*	0
04:00	1	0	0	*	*	0	*	*	0
05:00	2	1	2	*	*	2	*	*	2 
06:00	3	26	13	*	*	14	*	*	14 
07:00	16	19	13	*	*	16	*	*	16 
08:00	27	26	33	*	*	29	*	*	29 
09:00	33	21	18	*	*	24	*	*	24 
10:00	22	37	*	*	*	30	*	*	30 
11:00	39	32	*	*	*	36	*	*	36 
12:00 PM	35	26	*	*	*	30	*	*	30 
01:00	34	35	*	*	*	34	*	*	34 
02:00	47	26	*	*	*	36	*	*	36 
03:00	38	27	*	*	*	32	*	*	32 
04:00	49	46	*	*	*	48	*	*	48 
05:00	35	22	*	*	*	28	*	*	28 
06:00	23	7	*	*	*	15	*	*	15 
07:00	14	20	*	*	*	17	*	*	17 
08:00	29	15	*	*	*	22	*	*	22 
09:00	8	7	*	*	*	8	*	*	8 
10:00	4	2	*	*	*	3	*	*	3 
11:00	2	2	*	*	*	2	*	*	2 
Day Total	465	398	83	0	0	429	0	0	429
% Avg. WkDay	108.4%	92.8%	19.3%	0.0%	0.0%				
% Avg. Week	108.4%	92.8%	19.3%	0.0%	0.0%	100.0%	0.0%	0.0%	
AM Peak	11:00	10:00	08:00			11:00			11:00
Volume	39	37	33			36			36
PM Peak	16:00	16:00				16:00			16:00
Volume	49	46				48			48
Grand Total	819	763	577	600	814	1104	925	928	1187
ADT		ADT 389		AADT 389					