























Site Code: 000002006017  
 Station ID:  
 VICTORY ROAD CONCORD  
 750 FEET NORTH OF US RT 2  
 Latitude: -999' 0.000 South

Start Time	Mon 05-Jun-06	Tue 06-Jun-06	Wed 07-Jun-06	Thu 08-Jun-06	Fri 09-Jun-06	Average Day	Sat 10-Jun-06	Sun 11-Jun-06	Week Average
12:00 AM	*	*	*	*	*	*	0	3	2 
01:00	*	*	*	*	*	*	1	4	2 
02:00	*	*	*	*	*	*	1	0	0
03:00	*	*	*	*	*	*	0	1	0
04:00	*	*	*	*	*	*	2	0	1 
05:00	*	*	*	*	*	*	5	1	3 
06:00	*	*	*	*	*	*	7	8	8 
07:00	*	*	*	*	*	*	17	8	12 
08:00	*	*	*	*	*	*	16	11	14 
09:00	*	*	*	*	*	*	27	28	28 
10:00	*	*	*	*	<b>32</b>	<b>32</b>	<b>34</b>	<b>29</b>	<b>32</b> 
11:00	*	*	*	*	27	27	21	27	25 
12:00 PM	*	*	*	*	22	22	<b>31</b>	<b>34</b>	<b>29</b> 
01:00	*	*	*	*	24	24	19	25	23 
02:00	*	*	*	*	22	22	25	24	24 
03:00	*	*	*	*	38	38	18	25	27 
04:00	*	*	*	*	<b>43</b>	<b>43</b>	20	19	27 
05:00	*	*	*	*	34	34	18	22	25 
06:00	*	*	*	*	19	19	8	22	16 
07:00	*	*	*	*	22	22	8	14	15 
08:00	*	*	*	*	17	17	5	11	11 
09:00	*	*	*	*	9	9	11	3	8 
10:00	*	*	*	*	12	12	8	1	7 
11:00	*	*	*	*	1	1	4	0	2 
Day Total	0	0	0	0	322	322	306	320	341
% Avg. WkDay	0.0%	0.0%	0.0%	0.0%	100.0%				
% Avg. Week	0.0%	0.0%	0.0%	0.0%	94.4%	94.4%	89.7%	93.8%	
AM Peak Volume					10:00 32	10:00 32	10:00 34	10:00 29	10:00 32
PM Peak Volume					16:00 43	16:00 43	12:00 31	12:00 34	12:00 29

Site Code: 000002006017  
 Station ID:  
 VICTORY ROAD CONCORD  
 750 FEET NORTH OF US RT 2  
 Latitude: -999' 0.000 South

Start Time	Mon 12-Jun-06	Tue 13-Jun-06	Wed 14-Jun-06	Thu 15-Jun-06	Fri 16-Jun-06	Average Day	Sat 17-Jun-06	Sun 18-Jun-06	Week Average
12:00 AM	1	0	2	3	2	2	5	1	2
01:00	2	0	0	1	1	1	0	3	1
02:00	0	0	0	0	0	0	0	0	0
03:00	1	1	0	1	1	1	0	0	1
04:00	3	1	3	3	3	3	4	0	2
05:00	22	23	20	27	22	23	5	6	18
06:00	14	18	23	19	21	19	8	7	16
07:00	<b>25</b>	19	21	27	20	22	19	13	21
08:00	12	23	22	16	28	20	27	17	21
09:00	17	19	18	15	19	18	33	<b>33</b>	22
10:00	17	22	<b>29</b>	<b>30</b>	<b>31</b>	<b>26</b>	26	21	<b>25</b>
11:00	20	<b>29</b>	16	21	15	20	<b>40</b>	23	23
12:00 PM	15	23	17	34	27	23	<b>33</b>	26	25
01:00	15	29	26	24	16	22	24	28	23
02:00	30	<b>39</b>	24	16	23	26	23	<b>34</b>	27
03:00	<b>32</b>	31	30	30	<b>37</b>	32	30	27	<b>31</b>
04:00	29	35	<b>32</b>	<b>39</b>	31	<b>33</b>	24	22	30
05:00	31	34	23	23	32	29	19	20	26
06:00	15	22	21	19	24	20	11	12	18
07:00	10	15	22	15	29	18	10	17	17
08:00	8	13	14	19	26	16	14	10	15
09:00	5	11	2	8	13	8	1	11	7
10:00	4	4	0	3	11	4	0	2	3
11:00	1	0	4	2	6	3	0	2	2
Day Total	329	411	369	395	438	389	356	335	376
% Avg. WkDay	84.6%	105.7%	94.9%	101.5%	112.6%				
% Avg. Week	87.5%	109.3%	98.1%	105.1%	116.5%	103.5%	94.7%	89.1%	
AM Peak	07:00	11:00	10:00	10:00	10:00	10:00	11:00	09:00	10:00
Volume	25	29	29	30	31	26	40	33	25
PM Peak	15:00	14:00	16:00	16:00	15:00	16:00	12:00	14:00	15:00
Volume	32	39	32	39	37	33	33	34	31

Site Code: 000002006017  
 Station ID:  
 VICTORY ROAD CONCORD  
 750 FEET NORTH OF US RT 2  
 Latitude: -999' 0.000 South

Start Time	Mon 19-Jun-06	Tue 20-Jun-06	Wed 21-Jun-06	Thu 22-Jun-06	Fri 23-Jun-06	Average Day	Sat 24-Jun-06	Sun 25-Jun-06	Week Average
12:00 AM	0	*	*	*	*	0	*	*	0
01:00	0	*	*	*	*	0	*	*	0
02:00	1	*	*	*	*	1	*	*	1
03:00	6	*	*	*	*	6	*	*	6
04:00	13	*	*	*	*	13	*	*	13
05:00	20	*	*	*	*	20	*	*	20
06:00	15	*	*	*	*	15	*	*	15
07:00	<b>24</b>	*	*	*	*	<b>24</b>	*	*	<b>24</b>
08:00	15	*	*	*	*	15	*	*	15
09:00	*	*	*	*	*	*	*	*	*
10:00	*	*	*	*	*	*	*	*	*
11:00	*	*	*	*	*	*	*	*	*
12:00 PM	*	*	*	*	*	*	*	*	*
01:00	*	*	*	*	*	*	*	*	*
02:00	*	*	*	*	*	*	*	*	*
03:00	*	*	*	*	*	*	*	*	*
04:00	*	*	*	*	*	*	*	*	*
05:00	*	*	*	*	*	*	*	*	*
06:00	*	*	*	*	*	*	*	*	*
07:00	*	*	*	*	*	*	*	*	*
08:00	*	*	*	*	*	*	*	*	*
09:00	*	*	*	*	*	*	*	*	*
10:00	*	*	*	*	*	*	*	*	*
11:00	*	*	*	*	*	*	*	*	*
Day Total	94	0	0	0	0	94	0	0	94
% Avg. WkDay	100.0%	0.0%	0.0%	0.0%	0.0%				
% Avg. Week	100.0%	0.0%	0.0%	0.0%	0.0%	100.0%	0.0%	0.0%	
AM Peak Volume	07:00 24					07:00 24			07:00 24
PM Peak Volume									
Grand Total	423	411	369	395	760	805	662	655	811
ADT		ADT 369		AADT 369					