








Site Code: 000002006049
 Station ID:
 CRAWFORD ROAD DERBY
 250 FEET SOUTH OF US RT 5
 Latitude: -999' 0.000 South

| Start Time | Mon 19-Jun-06 | Tue 20-Jun-06 | Wed 21-Jun-06 | Thu 22-Jun-06 | Fri 23-Jun-06 | Average Day | Sat 24-Jun-06 | Sun 25-Jun-06 | Week Average |
|-------------------|------------------|------------------|------------------|------------------|------------------|----------------|------------------|------------------|-----------------|
| 12:00 AM | * | * | * | * | * | * | 2 | 1 | 2 |
| 01:00 | * | * | * | * | * | * | 1 | 1 | 1 |
| 02:00 | * | * | * | * | * | * | 0 | 0 | 0 |
| 03:00 | * | * | * | * | * | * | 1 | 1 | 1 |
| 04:00 | * | * | * | * | * | * | 1 | 0 | 0 |
| 05:00 | * | * | * | * | * | * | 3 | 0 | 2 |
| 06:00 | * | * | * | * | * | * | 6 | 3 | 4 |
| 07:00 | * | * | * | * | * | * | 10 | 8 | 9 |
| 08:00 | * | * | * | * | * | * | 17 | 67 | 42 |
| 09:00 | * | * | * | * | * | * | 27 | 29 | 28 |
| 10:00 | * | * | * | * | * | * | 22 | 79 | 50 |
| 11:00 | * | * | * | * | * | * | 35 | 31 | 33 |
| 12:00 PM | * | * | * | * | 34 | 34 | 23 | 35 | 31 |
| 01:00 | * | * | * | * | 37 | 37 | 23 | 19 | 26 |
| 02:00 | * | * | * | * | 29 | 29 | 23 | 11 | 21 |
| 03:00 | * | * | * | * | 46 | 46 | 21 | 19 | 29 |
| 04:00 | * | * | * | * | 52 | 52 | 15 | 14 | 27 |
| 05:00 | * | * | * | * | 36 | 36 | 29 | 23 | 29 |
| 06:00 | * | * | * | * | 17 | 17 | 12 | 16 | 15 |
| 07:00 | * | * | * | * | 13 | 13 | 29 | 31 | 24 |
| 08:00 | * | * | * | * | 17 | 17 | 19 | 17 | 18 |
| 09:00 | * | * | * | * | 7 | 7 | 6 | 3 | 5 |
| 10:00 | * | * | * | * | 3 | 3 | 9 | 5 | 6 |
| 11:00 | * | * | * | * | 0 | 0 | 1 | 2 | 1 |
| Day Total | 0 | 0 | 0 | 0 | 291 | 291 | 335 | 415 | 404 |
| % Avg. WkDay | 0.0% | 0.0% | 0.0% | 0.0% | 100.0% | | | | |
| % Avg. Week | 0.0% | 0.0% | 0.0% | 0.0% | 72.0% | 72.0% | 82.9% | 102.7% | |
| AM Peak Volume | | | | | | | 11:00 35 | 10:00 79 | 10:00 50 |
| PM Peak Volume | | | | | 16:00 52 | 16:00 52 | 17:00 29 | 12:00 35 | 12:00 31 |

Site Code: 000002006049
 Station ID:
 CRAWFORD ROAD DERBY
 250 FEET SOUTH OF US RT 5
 Latitude: -999' 0.000 South

| Start Time | Mon 26-Jun-06 | Tue 27-Jun-06 | Wed 28-Jun-06 | Thu 29-Jun-06 | Fri 30-Jun-06 | Average Day | Sat 01-Jul-06 | Sun 02-Jul-06 | Week Average |
|--------------|------------------|------------------|------------------|------------------|------------------|----------------|------------------|------------------|-----------------|
| 12:00 AM | 0 | 0 | 1 | 0 | 1 | 0 | 0 | 8 | 1 |
| 01:00 | 5 | 0 | 0 | 0 | 0 | 1 | 2 | 2 | 1 |
| 02:00 | 0 | 1 | 0 | 0 | 0 | 0 | 0 | 0 | 0 |
| 03:00 | 2 | 3 | 4 | 1 | 3 | 3 | 1 | 1 | 2 |
| 04:00 | 3 | 0 | 1 | 3 | 2 | 2 | 0 | 1 | 1 |
| 05:00 | 5 | 4 | 7 | 5 | 4 | 5 | 3 | 1 | 4 |
| 06:00 | 16 | 29 | 13 | 10 | 15 | 17 | 9 | 2 | 13 |
| 07:00 | 35 | 29 | 30 | 43 | 24 | 32 | 10 | 5 | 25 |
| 08:00 | 24 | 28 | 24 | 45 | 26 | 29 | 13 | 72 | 33 |
| 09:00 | 29 | 33 | 20 | 26 | 36 | 29 | 32 | 18 | 28 |
| 10:00 | 20 | 23 | 18 | 38 | 25 | 25 | 29 | 77 | 33 |
| 11:00 | 27 | 38 | 32 | 67 | 41 | 41 | 35 | 33 | 39 |
| 12:00 PM | 41 | 49 | 48 | 39 | 35 | 42 | 32 | 24 | 38 |
| 01:00 | 30 | 28 | 47 | 46 | 33 | 37 | 65 | 18 | 38 |
| 02:00 | 26 | 30 | 21 | 35 | 33 | 29 | 58 | 18 | 32 |
| 03:00 | 25 | 34 | 25 | 28 | 35 | 29 | 20 | 22 | 27 |
| 04:00 | 42 | 57 | 64 | 55 | 52 | 54 | 23 | 16 | 44 |
| 05:00 | 32 | 43 | 31 | 48 | 39 | 39 | 35 | 38 | 38 |
| 06:00 | 28 | 19 | 32 | 19 | 19 | 23 | 25 | 17 | 23 |
| 07:00 | 17 | 22 | 24 | 11 | 9 | 17 | 23 | 23 | 18 |
| 08:00 | 6 | 7 | 17 | 11 | 12 | 11 | 9 | 21 | 12 |
| 09:00 | 3 | 7 | 6 | 10 | 5 | 6 | 8 | 9 | 7 |
| 10:00 | 7 | 3 | 6 | 7 | 6 | 6 | 7 | 27 | 9 |
| 11:00 | 0 | 2 | 2 | 0 | 3 | 1 | 5 | 6 | 3 |
| Day Total | 423 | 489 | 473 | 547 | 458 | 478 | 444 | 459 | 469 |
| % Avg. WkDay | 88.5% | 102.3% | 99.0% | 114.4% | 95.8% | | | | |
| % Avg. Week | 90.2% | 104.3% | 100.9% | 116.6% | 97.7% | 101.9% | 94.7% | 97.9% | |
| AM Peak | 07:00 | 11:00 | 11:00 | 11:00 | 11:00 | 11:00 | 11:00 | 10:00 | 11:00 |
| Volume | 35 | 38 | 32 | 67 | 41 | 41 | 35 | 77 | 39 |
| PM Peak | 16:00 | 16:00 | 16:00 | 16:00 | 16:00 | 16:00 | 13:00 | 17:00 | 16:00 |
| Volume | 42 | 57 | 64 | 55 | 52 | 54 | 65 | 38 | 44 |

Site Code: 000002006049
 Station ID:
 CRAWFORD ROAD DERBY
 250 FEET SOUTH OF US RT 5
 Latitude: -999' 0.000 South

| Start Time | Mon 03-Jul-06 | Tue 04-Jul-06 | Wed 05-Jul-06 | Thu 06-Jul-06 | Fri 07-Jul-06 | Average Day | Sat 08-Jul-06 | Sun 09-Jul-06 | Week Average |
|--------------|------------------|------------------|------------------|------------------|------------------|----------------|------------------|------------------|---|
| 12:00 AM | 6 | * | * | * | * | 6 | * | * | 6  |
| 01:00 | 0 | * | * | * | * | 0 | * | * | 0 |
| 02:00 | 0 | * | * | * | * | 0 | * | * | 0 |
| 03:00 | 1 | * | * | * | * | 1 | * | * | 1  |
| 04:00 | 0 | * | * | * | * | 0 | * | * | 0 |
| 05:00 | 4 | * | * | * | * | 4 | * | * | 4  |
| 06:00 | 15 | * | * | * | * | 15 | * | * | 15  |
| 07:00 | 33 | * | * | * | * | 33 | * | * | 33  |
| 08:00 | 27 | * | * | * | * | 27 | * | * | 27  |
| 09:00 | 18 | * | * | * | * | 18 | * | * | 18  |
| 10:00 | * | * | * | * | * | * | * | * | * |
| 11:00 | * | * | * | * | * | * | * | * | * |
| 12:00 PM | * | * | * | * | * | * | * | * | * |
| 01:00 | * | * | * | * | * | * | * | * | * |
| 02:00 | * | * | * | * | * | * | * | * | * |
| 03:00 | * | * | * | * | * | * | * | * | * |
| 04:00 | * | * | * | * | * | * | * | * | * |
| 05:00 | * | * | * | * | * | * | * | * | * |
| 06:00 | * | * | * | * | * | * | * | * | * |
| 07:00 | * | * | * | * | * | * | * | * | * |
| 08:00 | * | * | * | * | * | * | * | * | * |
| 09:00 | * | * | * | * | * | * | * | * | * |
| 10:00 | * | * | * | * | * | * | * | * | * |
| 11:00 | * | * | * | * | * | * | * | * | * |
| Day Total | 104 | 0 | 0 | 0 | 0 | 104 | 0 | 0 | 104 |
| % Avg. WkDay | 100.0% | 0.0% | 0.0% | 0.0% | 0.0% | | | | |
| % Avg. Week | 100.0% | 0.0% | 0.0% | 0.0% | 0.0% | 100.0% | 0.0% | 0.0% | |
| AM Peak | 07:00 | | | | | 07:00 | | | 07:00 |
| Volume | 33 | | | | | 33 | | | 33 |
| PM Peak | | | | | | | | | |
| Volume | | | | | | | | | |
| Grand Total | 527 | 489 | 473 | 547 | 749 | 873 | 779 | 874 | 977 |
| ADT | | ADT 448 | | AADT 448 | | | | | |