

















































Site Code: 000002006047
 Station ID:
 VT ROUTE 191 DERBY
 500 FEET WEST OF CITIZENS RD
 Latitude: -999' 0.000 South

| Start Time | Mon 12-Jun-06 | Tue 13-Jun-06 | Wed 14-Jun-06 | Thu 15-Jun-06 | Fri 16-Jun-06 | Average Day | Sat 17-Jun-06 | Sun 18-Jun-06 | Week Average |
|-------------------|------------------|------------------|------------------|------------------|------------------|----------------|------------------|------------------|--|
| 12:00 AM | * | * | * | * | 20 | 20 | 28 | 19 | 22  |
| 01:00 | * | * | * | * | 20 | 20 | 14 | 12 | 15  |
| 02:00 | * | * | * | * | 4 | 4 | 11 | 14 | 10  |
| 03:00 | * | * | * | * | 7 | 7 | 10 | 11 | 9  |
| 04:00 | * | * | * | * | 30 | 30 | 14 | 8 | 17  |
| 05:00 | * | * | * | * | 82 | 82 | 40 | 22 | 48  |
| 06:00 | * | * | * | * | 168 | 168 | 62 | 43 | 91  |
| 07:00 | * | * | * | * | 305 | 305 | 122 | 81 | 169  |
| 08:00 | * | * | * | * | 252 | 252 | 164 | 138 | 185  |
| 09:00 | * | * | * | * | 246 | 246 | 186 | 202 | 211  |
| 10:00 | * | * | * | * | 279 | 279 | 225 | 202 | 235  |
| 11:00 | * | * | * | * | 280 | 280 | 224 | 257 | 254  |
| 12:00 PM | * | * | * | * | 315 | 315 | 226 | 260 | 267  |
| 01:00 | * | * | * | * | 319 | 319 | 197 | 220 | 245  |
| 02:00 | * | * | * | 288 | 357 | 322 | 198 | 260 | 276  |
| 03:00 | * | * | * | 333 | 344 | 338 | 170 | 199 | 262  |
| 04:00 | * | * | * | 344 | 333 | 338 | 180 | 199 | 264  |
| 05:00 | * | * | * | 278 | 285 | 282 | 207 | 196 | 242  |
| 06:00 | * | * | * | 164 | 192 | 178 | 140 | 134 | 158  |
| 07:00 | * | * | * | 143 | 157 | 150 | 129 | 131 | 140  |
| 08:00 | * | * | * | 120 | 140 | 130 | 117 | 109 | 122  |
| 09:00 | * | * | * | 64 | 117 | 90 | 93 | 84 | 90  |
| 10:00 | * | * | * | 43 | 69 | 56 | 59 | 47 | 54  |
| 11:00 | * | * | * | 39 | 45 | 42 | 51 | 22 | 39  |
| Day Total | 0 | 0 | 0 | 1816 | 4366 | 4253 | 2867 | 2870 | 3425 |
| % Avg. WkDay | 0.0% | 0.0% | 0.0% | 42.7% | 102.7% | | | | |
| % Avg. Week | 0.0% | 0.0% | 0.0% | 53.0% | 127.5% | 124.2% | 83.7% | 83.8% | |
| AM Peak Volume | | | | | 07:00 305 | 07:00 305 | 10:00 225 | 11:00 257 | 11:00 254 |
| PM Peak Volume | | | | 16:00 344 | 14:00 357 | 15:00 338 | 12:00 226 | 12:00 260 | 14:00 276 |

Site Code: 000002006047
 Station ID:
 VT ROUTE 191 DERBY
 500 FEET WEST OF CITIZENS RD
 Latitude: -999' 0.000 South

| Start Time | Mon 19-Jun-06 | Tue 20-Jun-06 | Wed 21-Jun-06 | Thu 22-Jun-06 | Fri 23-Jun-06 | Average Day | Sat 24-Jun-06 | Sun 25-Jun-06 | Week Average |
|--------------|------------------|------------------|------------------|------------------|------------------|----------------|------------------|------------------|--|
| 12:00 AM | 10 | 14 | 14 | 11 | 16 | 13 | * | * | 13  |
| 01:00 | 12 | 9 | 9 | 12 | 12 | 11 | * | * | 11  |
| 02:00 | 5 | 8 | 4 | 7 | 10 | 7 | * | * | 7  |
| 03:00 | 14 | 11 | 9 | 15 | 16 | 13 | * | * | 13  |
| 04:00 | 26 | 30 | 29 | 25 | 33 | 29 | * | * | 29  |
| 05:00 | 93 | 87 | 79 | 78 | 81 | 84 | * | * | 84  |
| 06:00 | 206 | 194 | 201 | 186 | 203 | 198 | * | * | 198  |
| 07:00 | 318 | 310 | 319 | 299 | 251 | 299 | * | * | 299  |
| 08:00 | 230 | 245 | 269 | 279 | 238 | 252 | * | * | 252  |
| 09:00 | 237 | 242 | 233 | 209 | 240 | 232 | * | * | 232  |
| 10:00 | 241 | 246 | 244 | 218 | * | 237 | * | * | 237  |
| 11:00 | 243 | 277 | 270 | 272 | * | 266 | * | * | 266  |
| 12:00 PM | 244 | 254 | 242 | 270 | * | 252 | * | * | 252  |
| 01:00 | 236 | 278 | 264 | 289 | * | 267 | * | * | 267  |
| 02:00 | 265 | 287 | 274 | 292 | * | 280 | * | * | 280  |
| 03:00 | 358 | 338 | 339 | 358 | * | 348 | * | * | 348  |
| 04:00 | 320 | 351 | 340 | 328 | * | 335 | * | * | 335  |
| 05:00 | 218 | 248 | 253 | 329 | * | 262 | * | * | 262  |
| 06:00 | 144 | 211 | 187 | 221 | * | 191 | * | * | 191  |
| 07:00 | 128 | 114 | 146 | 155 | * | 136 | * | * | 136  |
| 08:00 | 91 | 115 | 131 | 132 | * | 117 | * | * | 117  |
| 09:00 | 65 | 75 | 91 | 105 | * | 84 | * | * | 84  |
| 10:00 | 42 | 35 | 55 | 66 | * | 50 | * | * | 50  |
| 11:00 | 30 | 39 | 38 | 39 | * | 36 | * | * | 36  |
| Day Total | 3776 | 4018 | 4040 | 4195 | 1100 | 3999 | 0 | 0 | 3999 |
| % Avg. WkDay | 94.4% | 100.5% | 101.0% | 104.9% | 27.5% | | | | |
| % Avg. Week | 94.4% | 100.5% | 101.0% | 104.9% | 27.5% | 100.0% | 0.0% | 0.0% | |
| AM Peak | 07:00 | 07:00 | 07:00 | 07:00 | 07:00 | 07:00 | | | 07:00 |
| Volume | 318 | 310 | 319 | 299 | 251 | 299 | | | 299 |
| PM Peak | 15:00 | 16:00 | 16:00 | 15:00 | | 15:00 | | | 15:00 |
| Volume | 358 | 351 | 340 | 358 | | 348 | | | 348 |
| Grand Total | 3776 | 4018 | 4040 | 6011 | 5466 | 8252 | 2867 | 2870 | 7424 |
| ADT | | ADT 3,720 | | AADT 3,720 | | | | | |