








Site Code: 000002006003
 Station ID:
 GLOVER ROAD GROTON
 750 FEET NORTH OF US RT 302
 Latitude: -999' 0.000 South

Start Time	Mon 12-Jun-06	Tue 13-Jun-06	Wed 14-Jun-06	Thu 15-Jun-06	Fri 16-Jun-06	Average Day	Sat 17-Jun-06	Sun 18-Jun-06	Week Average
12:00 AM	*	*	*	*	*	*	1	1	1
01:00	*	*	*	*	*	*	0	3	2
02:00	*	*	*	*	*	*	2	1	2
03:00	*	*	*	*	*	*	3	2	2
04:00	*	*	*	*	*	*	1	0	0
05:00	*	*	*	*	*	*	3	2	2
06:00	*	*	*	*	*	*	3	1	2
07:00	*	*	*	*	*	*	5	4	4
08:00	*	*	*	*	*	*	11	7	9
09:00	*	*	*	*	*	*	4	10	7
10:00	*	*	*	*	*	*	14	9	12
11:00	*	*	*	*	*	*	14	6	10
12:00 PM	*	*	*	*	21	21	17	11	16
01:00	*	*	*	*	12	12	4	12	9
02:00	*	*	*	*	12	12	8	5	8
03:00	*	*	*	*	13	13	4	2	6
04:00	*	*	*	*	13	13	13	10	12
05:00	*	*	*	*	8	8	8	8	8
06:00	*	*	*	*	6	6	8	8	7
07:00	*	*	*	*	9	9	3	10	7
08:00	*	*	*	*	7	7	4	2	4
09:00	*	*	*	*	1	1	5	5	4
10:00	*	*	*	*	4	4	2	0	2
11:00	*	*	*	*	2	2	2	0	1
Day Total	0	0	0	0	108	108	139	119	137
% Avg. WkDay	0.0%	0.0%	0.0%	0.0%	100.0%				
% Avg. Week	0.0%	0.0%	0.0%	0.0%	78.8%	78.8%	101.5%	86.9%	
AM Peak Volume							10:00 14	09:00 10	10:00 12
PM Peak Volume					12:00 21	12:00 21	12:00 17	13:00 12	12:00 16

Site Code: 000002006003
 Station ID:
 GLOVER ROAD GROTON
 750 FEET NORTH OF US RT 302
 Latitude: -999' 0.000 South

Start Time	Mon 19-Jun-06	Tue 20-Jun-06	Wed 21-Jun-06	Thu 22-Jun-06	Fri 23-Jun-06	Average Day	Sat 24-Jun-06	Sun 25-Jun-06	Week Average
12:00 AM	1	0	0	0	1	0	0	1	0
01:00	1	0	0	0	1	0	0	0	0
02:00	2	0	3	2	2	2	0	1	1
03:00	1	2	1	1	1	1	2	1	1
04:00	2	2	3	2	2	2	2	1	2
05:00	3	4	2	4	4	3	3	2	3
06:00	8	7	7	6	4	6	2	2	5
07:00	8	10	10	14	7	10	8	4	9
08:00	10	7	10	7	9	9	8	3	8
09:00	5	4	6	11	6	6	9	9	7
10:00	6	9	13	8	7	9	11	9	9
11:00	8	5	4	6	2	5	11	11	7
12:00 PM	6	9	13	15	12	11	11	8	11
01:00	8	1	10	5	5	6	10	10	7
02:00	11	5	5	7	6	7	9	17	9
03:00	9	12	9	4	7	8	3	6	7
04:00	19	11	12	14	4	12	11	10	12
05:00	16	10	9	8	7	10	3	10	9
06:00	5	9	5	4	6	6	9	6	6
07:00	1	3	6	9	3	4	5	1	4
08:00	0	2	3	4	2	2	2	4	2
09:00	1	1	3	4	3	2	3	2	2
10:00	1	1	2	2	2	2	3	3	2
11:00	2	0	0	2	0	1	4	2	1
Day Total	134	114	136	139	103	124	129	123	124
% Avg. WkDay	108.1%	91.9%	109.7%	112.1%	83.1%				
% Avg. Week	108.1%	91.9%	109.7%	112.1%	83.1%	100.0%	104.0%	99.2%	
AM Peak	08:00	07:00	10:00	07:00	08:00	07:00	10:00	11:00	07:00
Volume	10	10	13	14	9	10	11	11	9
PM Peak	16:00	15:00	12:00	12:00	12:00	16:00	12:00	14:00	16:00
Volume	19	12	13	15	12	12	11	17	12

Site Code: 000002006003
 Station ID:
 GLOVER ROAD GROTON
 750 FEET NORTH OF US RT 302
 Latitude: -999' 0.000 South

Start Time	Mon 26-Jun-06	Tue 27-Jun-06	Wed 28-Jun-06	Thu 29-Jun-06	Fri 30-Jun-06	Average Day	Sat 01-Jul-06	Sun 02-Jul-06	Week Average
12:00 AM	0	*	*	*	*	0	*	*	0
01:00	0	*	*	*	*	0	*	*	0
02:00	1	*	*	*	*	1	*	*	1 
03:00	3	*	*	*	*	3	*	*	3 
04:00	3	*	*	*	*	3	*	*	3 
05:00	7	*	*	*	*	7	*	*	7 
06:00	6	*	*	*	*	6	*	*	6 
07:00	7	*	*	*	*	7	*	*	7 
08:00	8	*	*	*	*	8	*	*	8 
09:00	*	*	*	*	*	*	*	*	*
10:00	*	*	*	*	*	*	*	*	*
11:00	*	*	*	*	*	*	*	*	*
12:00 PM	*	*	*	*	*	*	*	*	*
01:00	*	*	*	*	*	*	*	*	*
02:00	*	*	*	*	*	*	*	*	*
03:00	*	*	*	*	*	*	*	*	*
04:00	*	*	*	*	*	*	*	*	*
05:00	*	*	*	*	*	*	*	*	*
06:00	*	*	*	*	*	*	*	*	*
07:00	*	*	*	*	*	*	*	*	*
08:00	*	*	*	*	*	*	*	*	*
09:00	*	*	*	*	*	*	*	*	*
10:00	*	*	*	*	*	*	*	*	*
11:00	*	*	*	*	*	*	*	*	*
Day Total	35	0	0	0	0	35	0	0	35
% Avg. WkDay	100.0%	0.0%	0.0%	0.0%	0.0%				
% Avg. Week	100.0%	0.0%	0.0%	0.0%	0.0%	100.0%	0.0%	0.0%	
AM Peak	08:00					08:00			08:00
Volume	8					8			8
PM Peak									
Volume									
Grand Total	169	114	136	139	211	267	268	242	296
ADT		ADT 130		AADT 130					