

























Site Code: 00000000240
 Station ID:
 VT ROUTE 14 HARDWICK
 0.15 MILES SOUTH OF CAREY ROAD
 Latitude: -999' 0.000 South

| Start Time | Mon 10-Oct-05 | Tue 11-Oct-05 | Wed 12-Oct-05 | Thu 13-Oct-05 | Fri 14-Oct-05 | Average Day | Sat 15-Oct-05 | Sun 16-Oct-05 | Week Average |
|-----------------|------------------|------------------|------------------|------------------|------------------|----------------|------------------|------------------|--|
| 12:00 AM | * | * | * | 11 | 10 | 10 | 16 | 20 | 14  |
| 01:00 | * | * | * | 4 | 7 | 6 | 6 | 16 | 8  |
| 02:00 | * | * | * | 3 | 7 | 5 | 12 | 15 | 9  |
| 03:00 | * | * | * | 6 | 9 | 8 | 6 | 6 | 7  |
| 04:00 | * | * | * | 40 | 41 | 40 | 23 | 8 | 28  |
| 05:00 | * | * | * | 124 | 137 | 130 | 53 | 23 | 84  |
| 06:00 | * | * | * | 285 | 258 | 272 | 88 | 32 | 166  |
| 07:00 | * | * | * | 358 | 345 | 352 | 142 | 48 | 223  |
| 08:00 | * | * | * | 268 | 254 | 261 | 260 | 129 | 228  |
| 09:00 | * | * | * | 235 | 238 | 236 | 312 | 208 | 248  |
| 10:00 | * | * | * | 246 | 276 | 261 | 326 | 221 | 267  |
| 11:00 | * | * | * | 247 | 315 | 281 | 335 | 255 | 288  |
| 12:00 PM | * | * | * | 243 | 303 | 273 | 305 | 286 | 284  |
| 01:00 | * | * | * | 278 | 313 | 296 | 291 | 251 | 283  |
| 02:00 | * | * | 313 | 288 | 345 | 315 | 276 | 249 | 294  |
| 03:00 | * | * | 324 | 307 | 416 | 349 | 284 | 298 | 326  |
| 04:00 | * | * | 471 | 427 | 449 | 449 | 348 | 292 | 397  |
| 05:00 | * | * | 425 | 385 | 452 | 421 | 316 | 242 | 364  |
| 06:00 | * | * | 276 | 306 | 307 | 296 | 266 | 183 | 268  |
| 07:00 | * | * | 195 | 191 | 222 | 203 | 203 | 120 | 186  |
| 08:00 | * | * | 94 | 102 | 142 | 113 | 156 | 69 | 113  |
| 09:00 | * | * | 62 | 66 | 89 | 72 | 130 | 39 | 77  |
| 10:00 | * | * | 40 | 31 | 58 | 43 | 81 | 20 | 46  |
| 11:00 | * | * | 23 | 18 | 25 | 22 | 41 | 20 | 25  |
| Day Total | 0 | 0 | 2223 | 4469 | 5018 | 4714 | 4276 | 3050 | 4233 |
| % Avg. WkDay | 0.0% | 0.0% | 47.2% | 94.8% | 106.4% | | | | |
| % Avg. Week | 0.0% | 0.0% | 52.5% | 105.6% | 118.5% | 111.4% | 101.0% | 72.1% | |
| AM Peak | | | | 07:00 | 07:00 | 07:00 | 11:00 | 11:00 | 11:00 |
| Volume | | | | 358 | 345 | 352 | 335 | 255 | 288 |
| PM Peak | | | 16:00 | 16:00 | 17:00 | 16:00 | 16:00 | 15:00 | 16:00 |
| Volume | | | 471 | 427 | 452 | 449 | 348 | 298 | 397 |

Site Code: 00000000240
 Station ID:
 VT ROUTE 14 HARDWICK
 0.15 MILES SOUTH OF CAREY ROAD
 Latitude: -999' 0.000 South

| Start Time | Mon 17-Oct-05 | Tue 18-Oct-05 | Wed 19-Oct-05 | Thu 20-Oct-05 | Fri 21-Oct-05 | Average Day | Sat 22-Oct-05 | Sun 23-Oct-05 | Week Average |
|--------------|------------------|------------------|------------------|------------------|------------------|----------------|------------------|------------------|-----------------|
| 12:00 AM | 10 | 6 | 9 | 13 | 10 | 10 | 25 | 26 | 14 |
| 01:00 | 4 | 4 | 7 | 6 | 7 | 6 | 9 | 11 | 7 |
| 02:00 | 11 | 9 | 6 | 9 | 8 | 9 | 10 | 7 | 9 |
| 03:00 | 13 | 3 | 15 | 7 | 12 | 10 | 4 | 12 | 9 |
| 04:00 | 41 | 39 | 28 | 47 | 24 | 36 | 40 | 13 | 33 |
| 05:00 | 118 | 141 | 144 | 115 | 150 | 134 | 66 | 23 | 108 |
| 06:00 | 271 | 253 | 226 | 260 | 253 | 253 | 88 | 37 | 198 |
| 07:00 | 337 | 333 | 357 | 286 | 283 | 319 | 142 | 68 | 258 |
| 08:00 | 262 | 272 | 299 | 287 | 243 | 273 | 245 | 127 | 248 |
| 09:00 | 212 | 240 | 243 | 247 | 252 | 239 | 289 | 211 | 242 |
| 10:00 | 242 | 223 | 238 | 243 | 234 | 236 | 341 | 237 | 251 |
| 11:00 | 242 | 260 | 218 | 277 | 286 | 257 | 321 | 240 | 263 |
| 12:00 PM | 241 | 243 | 269 | 297 | 291 | 268 | 278 | 286 | 272 |
| 01:00 | 243 | 251 | 259 | 272 | 339 | 273 | 325 | 243 | 276 |
| 02:00 | 266 | 296 | 334 | 279 | 330 | 301 | 340 | 205 | 293 |
| 03:00 | 318 | 310 | 377 | 326 | 340 | 334 | 308 | 224 | 315 |
| 04:00 | 366 | 372 | 393 | 384 | 447 | 392 | 301 | 218 | 354 |
| 05:00 | 354 | 365 | 399 | 364 | 428 | 382 | 280 | 229 | 346 |
| 06:00 | 220 | 209 | 323 | 272 | 334 | 272 | 257 | 154 | 253 |
| 07:00 | 117 | 134 | 180 | 167 | 200 | 160 | 169 | 157 | 161 |
| 08:00 | 98 | 87 | 117 | 112 | 140 | 111 | 106 | 79 | 106 |
| 09:00 | 63 | 89 | 69 | 58 | 107 | 77 | 106 | 32 | 75 |
| 10:00 | 29 | 20 | 37 | 39 | 76 | 40 | 60 | 16 | 40 |
| 11:00 | 7 | 19 | 24 | 19 | 35 | 21 | 12 | 14 | 19 |
| Day Total | 4085 | 4178 | 4571 | 4386 | 4829 | 4413 | 4122 | 2869 | 4150 |
| % Avg. WkDay | 92.6% | 94.7% | 103.6% | 99.4% | 109.4% | | | | |
| % Avg. Week | 98.4% | 100.7% | 110.1% | 105.7% | 116.4% | 106.3% | 99.3% | 69.1% | |
| AM Peak | 07:00 | 07:00 | 07:00 | 08:00 | 11:00 | 07:00 | 10:00 | 11:00 | 11:00 |
| Volume | 337 | 333 | 357 | 287 | 286 | 319 | 341 | 240 | 263 |
| PM Peak | 16:00 | 16:00 | 17:00 | 16:00 | 16:00 | 16:00 | 14:00 | 12:00 | 16:00 |
| Volume | 366 | 372 | 399 | 384 | 447 | 392 | 340 | 286 | 354 |

Site Code: 00000000240
 Station ID:
 VT ROUTE 14 HARDWICK
 0.15 MILES SOUTH OF CAREY ROAD
 Latitude: -999' 0.000 South

| Start Time | Mon 24-Oct-05 | Tue 25-Oct-05 | Wed 26-Oct-05 | Thu 27-Oct-05 | Fri 28-Oct-05 | Average Day | Sat 29-Oct-05 | Sun 30-Oct-05 | Week Average |
|----------------|------------------|------------------|------------------|------------------|------------------|----------------|------------------|------------------|-----------------|
| 12:00 AM | 8 | 9 | 0 | 0 | * | 4 | * | * | 4 |
| 01:00 | 3 | 3 | 0 | 0 | * | 2 | * | * | 2 |
| 02:00 | 6 | 4 | 0 | 0 | * | 2 | * | * | 2 |
| 03:00 | 15 | 6 | 0 | 0 | * | 5 | * | * | 5 |
| 04:00 | 53 | 40 | 0 | * | * | 31 | * | * | 31 |
| 05:00 | 158 | 160 | 0 | * | * | 106 | * | * | 106 |
| 06:00 | 269 | 267 | 0 | * | * | 179 | * | * | 179 |
| 07:00 | 336 | 323 | 0 | * | * | 220 | * | * | 220 |
| 08:00 | 273 | 331 | 0 | * | * | 201 | * | * | 201 |
| 09:00 | 212 | 251 | 0 | * | * | 154 | * | * | 154 |
| 10:00 | 238 | 235 | 0 | * | * | 158 | * | * | 158 |
| 11:00 | 246 | 258 | 0 | * | * | 168 | * | * | 168 |
| 12:00 PM | 238 | 255 | 0 | * | * | 164 | * | * | 164 |
| 01:00 | 243 | 298 | 0 | * | * | 180 | * | * | 180 |
| 02:00 | 283 | 285 | 0 | * | * | 189 | * | * | 189 |
| 03:00 | 354 | 284 | 0 | * | * | 213 | * | * | 213 |
| 04:00 | 368 | 319 | 0 | * | * | 229 | * | * | 229 |
| 05:00 | 339 | 223 | 0 | * | * | 187 | * | * | 187 |
| 06:00 | 196 | 177 | 0 | * | * | 124 | * | * | 124 |
| 07:00 | 137 | 73 | 0 | * | * | 70 | * | * | 70 |
| 08:00 | 79 | 0 | 0 | * | * | 26 | * | * | 26 |
| 09:00 | 50 | 0 | 0 | * | * | 17 | * | * | 17 |
| 10:00 | 21 | 0 | 0 | * | * | 7 | * | * | 7 |
| 11:00 | 20 | 0 | 0 | * | * | 7 | * | * | 7 |
| Day Total | 4145 | 3801 | 0 | 0 | 0 | 2643 | 0 | 0 | 2643 |
| % Avg. WkDay | 156.8% | 143.8% | 0.0% | 0.0% | 0.0% | | | | |
| % Avg. Week | 156.8% | 143.8% | 0.0% | 0.0% | 0.0% | 100.0% | 0.0% | 0.0% | |
| AM Peak Volume | 07:00 336 | 08:00 331 | | | | 07:00 220 | | | 07:00 220 |
| PM Peak Volume | 16:00 368 | 16:00 319 | | | | 16:00 229 | | | 16:00 229 |
| Grand Total | 8230 | 7979 | 6794 | 8855 | 9847 | 11770 | 8398 | 5919 | 11026 |
| ADT | | ADT 3,841 | | AADT 3,841 | | | | | |