

















































NVDA  
 36 Eastern Avenue  
 St. Johnsbury  
 VT 05819

Site Code: 000051000000  
 Station ID:  
 VALLEY ROAD HOLLAND  
 WEST OF SELBY ROAD  
 Latitude: -999' 0.000 South

Start Time	Mon 11-Jun-01	Tue 12-Jun-01	Wed 13-Jun-01	Thu 14-Jun-01	Fri 15-Jun-01	Average Day	Sat 16-Jun-01	Sun 17-Jun-01	Week Average
12:00 AM	*	*	*	*	*	*	8	19	14 
01:00	*	*	*	*	*	*	1	5	3 
02:00	*	*	*	*	*	*	3	5	4 
03:00	*	*	*	*	*	*	1	3	2 
04:00	*	*	*	*	*	*	4	4	4 
05:00	*	*	*	*	*	*	6	1	4 
06:00	*	*	*	*	*	*	16	8	12 
07:00	*	*	*	*	*	*	29	28	28 
08:00	*	*	*	*	*	*	44	34	39 
09:00	*	*	*	*	*	*	46	34	40 
10:00	*	*	*	*	*	*	53	36	44 
11:00	*	*	*	*	*	*	53	49	51 
12:00 PM	*	*	*	*	19	19	46	35	33 
01:00	*	*	*	*	44	44	37	48	43 
02:00	*	*	*	*	43	43	54	40	46 
03:00	*	*	*	*	58	58	63	47	56 
04:00	*	*	*	*	50	50	54	55	53 
05:00	*	*	*	*	47	47	40	43	43 
06:00	*	*	*	*	56	56	55	31	47 
07:00	*	*	*	*	50	50	47	37	45 
08:00	*	*	*	*	41	41	27	29	32 
09:00	*	*	*	*	35	35	19	23	26 
10:00	*	*	*	*	14	14	17	7	13 
11:00	*	*	*	*	9	9	21	6	12 
Day Total	0	0	0	0	466	466	744	627	694
% Avg. WkDay	0.0%	0.0%	0.0%	0.0%	100.0%				
% Avg. Week	0.0%	0.0%	0.0%	0.0%	67.1%	67.1%	107.2%	90.3%	
AM Peak Vol.							10:00 53	11:00 49	11:00 51
PM Peak Vol.					15:00 58	15:00 58	15:00 63	16:00 55	15:00 56

NVDA  
 36 Eastern Avenue  
 St. Johnsbury  
 VT 05819

Site Code: 00005100000  
 Station ID:  
 VALLEY ROAD HOLLAND  
 WEST OF SELBY ROAD  
 Latitude: -999' 0.000 South

Start Time	Mon 18-Jun-01	Tue 19-Jun-01	Wed 20-Jun-01	Thu 21-Jun-01	Fri 22-Jun-01	Average Day	Sat 23-Jun-01	Sun 24-Jun-01	Week Average
12:00 AM	2	4	3	6	2	3	*	*	3 
01:00	0	1	0	0	3	1	*	*	1 
02:00	0	3	2	1	2	2	*	*	2 
03:00	5	1	0	2	0	2	*	*	2 
04:00	5	2	5	4	2	4	*	*	4 
05:00	19	13	8	9	8	11	*	*	11 
06:00	25	21	18	19	16	20	*	*	20 
07:00	33	31	33	37	30	33	*	*	33 
08:00	42	41	29	<b>39</b>	<b>35</b>	37	*	*	37 
09:00	43	36	38	34	*	38	*	*	38 
10:00	<b>48</b>	<b>49</b>	<b>46</b>	29	*	<b>43</b>	*	*	<b>43</b> 
11:00	34	34	28	35	*	33	*	*	33 
12:00 PM	29	47	35	37	*	37	*	*	37 
01:00	44	48	37	33	*	40	*	*	40 
02:00	36	47	35	29	*	37	*	*	37 
03:00	35	49	33	<b>59</b>	*	44	*	*	44 
04:00	42	47	<b>50</b>	51	*	<b>48</b>	*	*	<b>48</b> 
05:00	<b>46</b>	<b>52</b>	41	45	*	46	*	*	46 
06:00	38	52	43	42	*	44	*	*	44 
07:00	38	48	32	32	*	38	*	*	38 
08:00	31	37	21	29	*	30	*	*	30 
09:00	32	17	29	8	*	22	*	*	22 
10:00	12	14	11	17	*	14	*	*	14 
11:00	8	7	10	7	*	8	*	*	8 
Day Total	647	701	587	604	98	635	0	0	635
% Avg. WkDay	101.9%	110.4%	92.4%	95.1%	15.4%				
% Avg. Week	101.9%	110.4%	92.4%	95.1%	15.4%	100.0%	0.0%	0.0%	
AM Peak	10:00	10:00	10:00	08:00	08:00	10:00			10:00
Vol.	48	49	46	39	35	43			43
PM Peak	17:00	17:00	16:00	15:00		16:00			16:00
Vol.	46	52	50	59		48			48
Grand Total	647	701	587	604	564	1101	744	627	1329
ADT		ADT 650		AADT 650					