






















Site Code: 00000000234
 Station ID:
 CROSS ROAD JAY
 0.075 MILES NORTH OF VT ROUTE 242
 Latitude: -999' 0.000 South

| Start Time | Mon 14-Nov-05 | Tue 15-Nov-05 | Wed 16-Nov-05 | Thu 17-Nov-05 | Fri 18-Nov-05 | Average Day | Sat 19-Nov-05 | Sun 20-Nov-05 | Week Average |
|-----------------|------------------|------------------|------------------|------------------|------------------|----------------|------------------|------------------|-----------------|
| 12:00 AM | * | 3 | 1 | 0 | 0 | 1 | 10 | 7 | 4 |
| 01:00 | * | 0 | 1 | 0 | 1 | 0 | 7 | 0 | 2 |
| 02:00 | * | 0 | 0 | 0 | 0 | 0 | 8 | 2 | 2 |
| 03:00 | * | 2 | 1 | 1 | 1 | 1 | 1 | 5 | 2 |
| 04:00 | * | 4 | 7 | 7 | 6 | 6 | 5 | 3 | 5 |
| 05:00 | * | 16 | 12 | 11 | 14 | 13 | 6 | 8 | 11 |
| 06:00 | * | 56 | 43 | 45 | 40 | 46 | 24 | 25 | 39 |
| 07:00 | * | 58 | 60 | 67 | 53 | 60 | 34 | 35 | 51 |
| 08:00 | * | 60 | 83 | 71 | 61 | 69 | 38 | 33 | 58 |
| 09:00 | * | 25 | 44 | 40 | 44 | 38 | 62 | 43 | 43 |
| 10:00 | 47 | 35 | 42 | 63 | 32 | 44 | 46 | 39 | 43 |
| 11:00 | 38 | 41 | 63 | 60 | 35 | 47 | 73 | 37 | 50 |
| 12:00 PM | 36 | 60 | 62 | 66 | 53 | 55 | 58 | 48 | 55 |
| 01:00 | 29 | 44 | 41 | 59 | 38 | 42 | 52 | 48 | 44 |
| 02:00 | 37 | 59 | 74 | 87 | 53 | 62 | 62 | 54 | 61 |
| 03:00 | 72 | 66 | 78 | 66 | 71 | 71 | 63 | 37 | 65 |
| 04:00 | 77 | 85 | 60 | 95 | 84 | 80 | 60 | 53 | 73 |
| 05:00 | 43 | 37 | 43 | 43 | 39 | 41 | 48 | 20 | 39 |
| 06:00 | 28 | 16 | 21 | 26 | 29 | 24 | 32 | 10 | 23 |
| 07:00 | 13 | 12 | 10 | 13 | 22 | 14 | 9 | 17 | 14 |
| 08:00 | 14 | 8 | 16 | 19 | 26 | 17 | 54 | 6 | 20 |
| 09:00 | 5 | 7 | 6 | 15 | 15 | 10 | 17 | 3 | 10 |
| 10:00 | 5 | 1 | 10 | 3 | 12 | 6 | 5 | 1 | 5 |
| 11:00 | 0 | 2 | 2 | 2 | 11 | 3 | 5 | 0 | 3 |
| Day Total | 444 | 697 | 780 | 859 | 740 | 750 | 779 | 534 | 722 |
| % Avg. WkDay | 59.2% | 92.9% | 104.0% | 114.5% | 98.7% | | | | |
| % Avg. Week | 61.5% | 96.5% | 108.0% | 119.0% | 102.5% | 103.9% | 107.9% | 74.0% | |
| AM Peak | 10:00 | 08:00 | 08:00 | 08:00 | 08:00 | 08:00 | 11:00 | 09:00 | 08:00 |
| Volume | 47 | 60 | 83 | 71 | 61 | 69 | 73 | 43 | 58 |
| PM Peak | 16:00 | 16:00 | 15:00 | 16:00 | 16:00 | 16:00 | 15:00 | 14:00 | 16:00 |
| Volume | 77 | 85 | 78 | 95 | 84 | 80 | 63 | 54 | 73 |

Site Code: 00000000234
 Station ID:
 CROSS ROAD JAY
 0.075 MILES NORTH OF VT ROUTE 242
 Latitude: -999' 0.000 South

| Start Time | Mon 21-Nov-05 | Tue 22-Nov-05 | Wed 23-Nov-05 | Thu 24-Nov-05 | Fri 25-Nov-05 | Average Day | Sat 26-Nov-05 | Sun 27-Nov-05 | Week Average |
|--------------|------------------|------------------|------------------|------------------|------------------|----------------|------------------|------------------|---|
| 12:00 AM | 0 | 0 | 0 | * | * | 0 | * | * | 0 |
| 01:00 | 0 | 0 | 0 | * | * | 0 | * | * | 0 |
| 02:00 | 0 | 0 | 1 | * | * | 0 | * | * | 0 |
| 03:00 | 3 | 1 | 2 | * | * | 2 | * | * | 2  |
| 04:00 | 7 | 7 | 13 | * | * | 9 | * | * | 9  |
| 05:00 | 9 | 13 | 16 | * | * | 13 | * | * | 13  |
| 06:00 | 47 | 42 | 31 | * | * | 40 | * | * | 40  |
| 07:00 | 51 | 56 | 51 | * | * | 53 | * | * | 53  |
| 08:00 | 52 | 47 | 57 | * | * | 52 | * | * | 52  |
| 09:00 | 55 | 45 | 17 | * | * | 39 | * | * | 39  |
| 10:00 | 38 | 45 | * | * | * | 42 | * | * | 42  |
| 11:00 | 45 | 40 | * | * | * | 42 | * | * | 42  |
| 12:00 PM | 52 | 36 | * | * | * | 44 | * | * | 44  |
| 01:00 | 42 | 45 | * | * | * | 44 | * | * | 44  |
| 02:00 | 54 | 53 | * | * | * | 54 | * | * | 54  |
| 03:00 | 67 | 54 | * | * | * | 60 | * | * | 60  |
| 04:00 | 69 | 57 | * | * | * | 63 | * | * | 63  |
| 05:00 | 44 | 27 | * | * | * | 36 | * | * | 36  |
| 06:00 | 29 | 18 | * | * | * | 24 | * | * | 24  |
| 07:00 | 25 | 12 | * | * | * | 18 | * | * | 18  |
| 08:00 | 8 | 7 | * | * | * | 8 | * | * | 8  |
| 09:00 | 12 | 5 | * | * | * | 8 | * | * | 8  |
| 10:00 | 1 | 3 | * | * | * | 2 | * | * | 2  |
| 11:00 | 4 | 5 | * | * | * | 4 | * | * | 4  |
| Day Total | 714 | 618 | 188 | 0 | 0 | 657 | 0 | 0 | 657 |
| % Avg. WkDay | 108.7% | 94.1% | 28.6% | 0.0% | 0.0% | | | | |
| % Avg. Week | 108.7% | 94.1% | 28.6% | 0.0% | 0.0% | 100.0% | 0.0% | 0.0% | |
| AM Peak | 09:00 | 07:00 | 08:00 | | | 07:00 | | | 07:00 |
| Volume | 55 | 56 | 57 | | | 53 | | | 53 |
| PM Peak | 16:00 | 16:00 | | | | 16:00 | | | 16:00 |
| Volume | 69 | 57 | | | | 63 | | | 63 |
| Grand Total | 1158 | 1315 | 968 | 859 | 740 | 1407 | 779 | 534 | 1379 |
| ADT | | ADT 706 | | AADT 706 | | | | | |