

















































NVDA
 36 Eastern Avenue
 St. Johnsbury
 VT 05819

Site Code: 000005170107
 Station ID:
 US ROUTE 5 LYNDON
 PAST RED VILLAGE ROAD
 Latitude: -999' 0.000 South

| Start Time | Mon 14-May-01 | Tue 15-May-01 | Wed 16-May-01 | Thu 17-May-01 | Fri 18-May-01 | Average Day | Sat 19-May-01 | Sun 20-May-01 | Week Average |
|-----------------|------------------|------------------|------------------|------------------|------------------|----------------|------------------|------------------|---|
| 12:00 AM | * | * | * | * | 55 | 55 | 92 | 82 | 76  |
| 01:00 | * | * | * | * | 34 | 34 | 65 | 96 | 65  |
| 02:00 | * | * | * | * | 62 | 62 | 66 | 40 | 56  |
| 03:00 | * | * | * | * | 58 | 58 | 62 | 21 | 47  |
| 04:00 | * | * | * | * | 128 | 128 | 101 | 58 | 96  |
| 05:00 | * | * | * | * | 358 | 358 | 158 | 88 | 201  |
| 06:00 | * | * | * | * | 715 | 715 | 280 | 150 | 382  |
| 07:00 | * | * | * | * | 1151 | 1151 | 521 | 320 | 664  |
| 08:00 | * | * | * | * | 952 | 952 | 803 | 595 | 783  |
| 09:00 | * | * | * | * | 1015 | 1015 | 1160 | 900 | 1025  |
| 10:00 | * | * | * | * | 1027 | 1027 | 1343 | 1142 | 1171  |
| 11:00 | * | * | * | * | 1082 | 1082 | 1330 | 1032 | 1148  |
| 12:00 PM | * | * | * | * | 1204 | 1204 | 1279 | 1044 | 1176  |
| 01:00 | * | * | * | 1008 | 1088 | 1048 | 1081 | 1070 | 1062  |
| 02:00 | * | * | * | 1199 | 1349 | 1274 | 1072 | 1024 | 1161  |
| 03:00 | * | * | * | 1307 | 1509 | 1408 | 1036 | 1004 | 1214  |
| 04:00 | * | * | * | 1458 | 1408 | 1433 | 1028 | 968 | 1216  |
| 05:00 | * | * | * | 1232 | 1232 | 1232 | 906 | 888 | 1064  |
| 06:00 | * | * | * | 823 | 950 | 886 | 779 | 764 | 829  |
| 07:00 | * | * | * | 710 | 759 | 734 | 591 | 643 | 676  |
| 08:00 | * | * | * | 529 | 594 | 562 | 575 | 513 | 553  |
| 09:00 | * | * | * | 424 | 486 | 455 | 438 | 324 | 418  |
| 10:00 | * | * | * | 222 | 303 | 262 | 302 | 183 | 252  |
| 11:00 | * | * | * | 120 | 203 | 162 | 202 | 106 | 158  |
| Day Total | 0 | 0 | 0 | 9032 | 17722 | 17297 | 15270 | 13055 | 15493 |
| % Avg. WkDay | 0.0% | 0.0% | 0.0% | 52.2% | 102.5% | | | | |
| % Avg. Week | 0.0% | 0.0% | 0.0% | 58.3% | 114.4% | 111.6% | 98.6% | 84.3% | |
| AM Peak Vol. | | | | | 07:00 1151 | 07:00 1151 | 10:00 1343 | 10:00 1142 | 10:00 1171 |
| PM Peak Vol. | | | | 16:00 1458 | 15:00 1509 | 16:00 1433 | 12:00 1279 | 13:00 1070 | 16:00 1216 |

NVDA
 36 Eastern Avenue
 St. Johnsbury
 VT 05819

Site Code: 000005170107
 Station ID:
 US ROUTE 5 LYNDON
 PAST RED VILLAGE ROAD
 Latitude: -999' 0.000 South

| Start Time | Mon 21-May-01 | Tue 22-May-01 | Wed 23-May-01 | Thu 24-May-01 | Fri 25-May-01 | Average Day | Sat 26-May-01 | Sun 27-May-01 | Week Average |
|--------------|------------------|------------------|------------------|------------------|------------------|----------------|------------------|------------------|---|
| 12:00 AM | 46 | 49 | 40 | 57 | 64 | 51 | * | * | 51  |
| 01:00 | 27 | 30 | 35 | 83 | 50 | 45 | * | * | 45  |
| 02:00 | 36 | 59 | 55 | 51 | 48 | 50 | * | * | 50  |
| 03:00 | 44 | 85 | 58 | 58 | 63 | 62 | * | * | 62  |
| 04:00 | 136 | 156 | 161 | 165 | 160 | 156 | * | * | 156  |
| 05:00 | 434 | 388 | 396 | 397 | 377 | 398 | * | * | 398  |
| 06:00 | 743 | 709 | 765 | 684 | 704 | 721 | * | * | 721  |
| 07:00 | 1012 | 1054 | 1100 | 1130 | 1051 | 1069 | * | * | 1069  |
| 08:00 | 975 | 869 | 928 | 915 | 1084 | 954 | * | * | 954  |
| 09:00 | 895 | 843 | 975 | 878 | 1091 | 936 | * | * | 936  |
| 10:00 | 946 | 903 | 903 | 849 | 1364 | 993 | * | * | 993  |
| 11:00 | 1021 | 920 | 1037 | 995 | * | 993 | * | * | 993  |
| 12:00 PM | 1148 | 1124 | 1134 | 1285 | * | 1173 | * | * | 1173  |
| 01:00 | 973 | 973 | 1042 | 1155 | * | 1036 | * | * | 1036  |
| 02:00 | 1231 | 1158 | 1155 | 1272 | * | 1204 | * | * | 1204  |
| 03:00 | 1289 | 1326 | 1294 | 1645 | * | 1388 | * | * | 1388  |
| 04:00 | 1457 | 1425 | 1435 | 1841 | * | 1540 | * | * | 1540  |
| 05:00 | 1162 | 1131 | 1129 | 1535 | * | 1239 | * | * | 1239  |
| 06:00 | 809 | 794 | 822 | 1074 | * | 875 | * | * | 875  |
| 07:00 | 664 | 685 | 574 | 985 | * | 727 | * | * | 727  |
| 08:00 | 533 | 522 | 512 | 753 | * | 580 | * | * | 580  |
| 09:00 | 361 | 351 | 416 | 614 | * | 436 | * | * | 436  |
| 10:00 | 191 | 179 | 240 | 229 | * | 210 | * | * | 210  |
| 11:00 | 96 | 96 | 131 | 118 | * | 110 | * | * | 110  |
| Day Total | 16229 | 15829 | 16337 | 18768 | 6056 | 16946 | 0 | 0 | 16946 |
| % Avg. WkDay | 95.8% | 93.4% | 96.4% | 110.8% | 35.7% | | | | |
| % Avg. Week | 95.8% | 93.4% | 96.4% | 110.8% | 35.7% | 100.0% | 0.0% | 0.0% | |
| AM Peak | 11:00 | 07:00 | 07:00 | 07:00 | 10:00 | 07:00 | | | 07:00 |
| Vol. | 1021 | 1054 | 1100 | 1130 | 1364 | 1069 | | | 1069 |
| PM Peak | 16:00 | 16:00 | 16:00 | 16:00 | | 16:00 | | | 16:00 |
| Vol. | 1457 | 1425 | 1435 | 1841 | | 1540 | | | 1540 |
| Grand Total | 16229 | 15829 | 16337 | 27800 | 23778 | 34243 | 15270 | 13055 | 32439 |
| ADT | | ADT 16,249 | | AADT 16,249 | | | | | |