




















NVDA
 36 Eastern Avenue
 St. Johnsbury
 VT 05819

Site Code: 000057000000
 Station ID:
 CENTER POND ROAD NEWARK
 NORTH OF CROSS ROAD
 Latitude: -999' 0.000 South

Start Time	Mon 18-Jun-01	Tue 19-Jun-01	Wed 20-Jun-01	Thu 21-Jun-01	Fri 22-Jun-01	Average Day	Sat 23-Jun-01	Sun 24-Jun-01	Week Average
12:00 AM	*	*	*	*	*	*	0	1	0
01:00	*	*	*	*	*	*	0	0	0
02:00	*	*	*	*	*	*	0	0	0
03:00	*	*	*	*	*	*	0	0	0
04:00	*	*	*	*	*	*	0	1	0
05:00	*	*	*	*	*	*	0	2	1 
06:00	*	*	*	*	*	*	3	3	3 
07:00	*	*	*	*	*	*	4	6	5 
08:00	*	*	*	*	*	*	8	0	4 
09:00	*	*	*	*	*	*	11	8	10 
10:00	*	*	*	*	*	*	15	10	12 
11:00	*	*	*	*	3	3	13	4	7 
12:00 PM	*	*	*	*	7	7	8	15	10 
01:00	*	*	*	*	12	12	9	11	11 
02:00	*	*	*	*	13	13	16	16	15 
03:00	*	*	*	*	10	10	14	21	15 
04:00	*	*	*	*	20	20	7	17	15 
05:00	*	*	*	*	15	15	10	9	11 
06:00	*	*	*	*	4	4	8	11	8 
07:00	*	*	*	*	13	13	6	8	9 
08:00	*	*	*	*	20	20	6	7	11 
09:00	*	*	*	*	2	2	7	7	5 
10:00	*	*	*	*	2	2	2	4	3 
11:00	*	*	*	*	0	0	4	1	2 
Day Total	0	0	0	0	121	121	151	162	157
% Avg. WkDay	0.0%	0.0%	0.0%	0.0%	100.0%				
% Avg. Week	0.0%	0.0%	0.0%	0.0%	77.1%	77.1%	96.2%	103.2%	
AM Peak Vol.					11:00 3	11:00 3	10:00 15	10:00 10	10:00 12
PM Peak Vol.					16:00 20	16:00 20	14:00 16	15:00 21	14:00 15







NVDA
 36 Eastern Avenue
 St. Johnsbury
 VT 05819

Site Code: 000057000000
 Station ID:
 CENTER POND ROAD NEWARK
 NORTH OF CROSS ROAD
 Latitude: -999' 0.000 South

Start Time	Mon 25-Jun-01	Tue 26-Jun-01	Wed 27-Jun-01	Thu 28-Jun-01	Fri 29-Jun-01	Average Day	Sat 30-Jun-01	Sun 01-Jul-01	Week Average
12:00 AM	0	0	0	1	0	0	2	2	1
01:00	0	1	0	0	0	0	0	1	0
02:00	0	0	0	0	0	0	7	0	1
03:00	0	0	0	0	0	0	12	0	2
04:00	0	0	0	0	0	0	2	0	0
05:00	1	2	1	2	2	2	3	1	2
06:00	4	2	3	6	4	4	3	1	3
07:00	7	1	9	2	3	4	1	0	3
08:00	6	9	7	4	9	7	5	2	6
09:00	3	7	4	11	12	7	11	3	7
10:00	4	2	12	10	5	7	7	9	7
11:00	9	11	16	7	9	10	14	11	11
12:00 PM	7	6	4	3	8	6	8	10	7
01:00	8	4	9	0	7	6	5	14	7
02:00	14	9	11	4	3	8	10	14	9
03:00	14	6	12	10	9	10	11	16	11
04:00	12	14	5	15	6	10	11	8	10
05:00	10	11	17	3	13	11	17	7	11
06:00	10	14	11	19	7	12	12	9	12
07:00	4	13	15	13	15	12	11	6	11
08:00	10	9	10	8	9	9	10	5	9
09:00	4	9	6	1	3	5	9	5	5
10:00	0	7	1	2	2	2	3	5	3
11:00	3	2	5	1	0	2	1	1	2
Day Total	130	139	158	122	126	134	175	130	140
% Avg. WkDay	97.0%	103.7%	117.9%	91.0%	94.0%				
% Avg. Week	92.9%	99.3%	112.9%	87.1%	90.0%	95.7%	125.0%	92.9%	
AM Peak	11:00	11:00	11:00	09:00	09:00	11:00	11:00	11:00	11:00
Vol.	9	11	16	11	12	10	14	11	11
PM Peak	14:00	16:00	17:00	18:00	19:00	18:00	17:00	15:00	18:00
Vol.	14	14	17	19	15	12	17	16	12

NVDA
 36 Eastern Avenue
 St. Johnsbury
 VT 05819

Site Code: 000057000000
 Station ID:
 CENTER POND ROAD NEWARK
 NORTH OF CROSS ROAD
 Latitude: -999' 0.000 South

Start Time	Mon 02-Jul-01	Tue 03-Jul-01	Wed 04-Jul-01	Thu 05-Jul-01	Fri 06-Jul-01	Average Day	Sat 07-Jul-01	Sun 08-Jul-01	Week Average
12:00 AM	2	*	*	*	*	2	*	*	2 
01:00	0	*	*	*	*	0	*	*	0
02:00	0	*	*	*	*	0	*	*	0
03:00	0	*	*	*	*	0	*	*	0
04:00	0	*	*	*	*	0	*	*	0
05:00	1	*	*	*	*	1	*	*	1 
06:00	2	*	*	*	*	2	*	*	2 
07:00	4	*	*	*	*	4	*	*	4 
08:00	5	*	*	*	*	5	*	*	5 
09:00	4	*	*	*	*	4	*	*	4 
10:00	*	*	*	*	*	*	*	*	*
11:00	*	*	*	*	*	*	*	*	*
12:00 PM	*	*	*	*	*	*	*	*	*
01:00	*	*	*	*	*	*	*	*	*
02:00	*	*	*	*	*	*	*	*	*
03:00	*	*	*	*	*	*	*	*	*
04:00	*	*	*	*	*	*	*	*	*
05:00	*	*	*	*	*	*	*	*	*
06:00	*	*	*	*	*	*	*	*	*
07:00	*	*	*	*	*	*	*	*	*
08:00	*	*	*	*	*	*	*	*	*
09:00	*	*	*	*	*	*	*	*	*
10:00	*	*	*	*	*	*	*	*	*
11:00	*	*	*	*	*	*	*	*	*
Day Total	18	0	0	0	0	18	0	0	18
% Avg. WkDay	100.0%	0.0%	0.0%	0.0%	0.0%				
% Avg. Week	100.0%	0.0%	0.0%	0.0%	0.0%	100.0%	0.0%	0.0%	
AM Peak	08:00					08:00			08:00
Vol.	5					5			5
PM Peak									
Vol.									
Grand Total	148	139	158	122	247	273	326	292	315
ADT		ADT 143		AADT 143					