















































NVDA  
 36 Eastern Avenue  
 St. Johnsbury  
 VT 05819

Site Code: 00000000081  
 Station ID:  
 CLYDE STREET NEWPORT CITY  
 EAST OF WESTERN AVENUE  
 Latitude: -999' 0.000 South

Start Time	Mon 16-Jun-03	Tue 17-Jun-03	Wed 18-Jun-03	Thu 19-Jun-03	Fri 20-Jun-03	Average Day	Sat 21-Jun-03	Sun 22-Jun-03	Week Average
12:00 AM	*	*	*	*	*	*	7	5	6 
01:00	*	*	*	*	*	*	3	2	2 
02:00	*	*	*	*	*	*	1	2	2 
03:00	*	*	*	*	*	*	4	0	2 
04:00	*	*	*	*	*	*	1	0	0
05:00	*	*	*	*	*	*	3	6	4 
06:00	*	*	*	*	*	*	16	10	13 
07:00	*	*	*	*	*	*	19	13	16 
08:00	*	*	*	*	*	*	28	19	24 
09:00	*	*	*	*	*	*	33	20	26 
10:00	*	*	*	*	*	*	29	<b>28</b>	28 
11:00	*	*	*	*	*	*	<b>41</b>	23	<b>32</b> 
12:00 PM	*	*	*	*	*	*	35	39	37 
01:00	*	*	*	*	41	41	<b>42</b>	27	37 
02:00	*	*	*	*	42	42	35	39	39 
03:00	*	*	*	*	48	48	42	43	<b>44</b> 
04:00	*	*	*	*	54	54	36	25	38 
05:00	*	*	*	*	<b>55</b>	<b>55</b>	21	<b>46</b>	41 
06:00	*	*	*	*	40	40	25	28	31 
07:00	*	*	*	*	34	34	28	23	28 
08:00	*	*	*	*	35	35	23	21	26 
09:00	*	*	*	*	20	20	21	18	20 
10:00	*	*	*	*	20	20	18	9	16 
11:00	*	*	*	*	16	16	8	8	11 
Day Total	0	0	0	0	405	405	519	454	523
% Avg. WkDay	0.0%	0.0%	0.0%	0.0%	100.0%				
% Avg. Week	0.0%	0.0%	0.0%	0.0%	77.4%	77.4%	99.2%	86.8%	
AM Peak Vol.							11:00 41	10:00 28	11:00 32
PM Peak Vol.					17:00 55	17:00 55	13:00 42	17:00 46	15:00 44

NVDA  
 36 Eastern Avenue  
 St. Johnsbury  
 VT 05819

Site Code: 00000000081  
 Station ID:  
 CLYDE STREET NEWPORT CITY  
 EAST OF WESTERN AVENUE  
 Latitude: -999' 0.000 South

Start Time	Mon 23-Jun-03	Tue 24-Jun-03	Wed 25-Jun-03	Thu 26-Jun-03	Fri 27-Jun-03	Average Day	Sat 28-Jun-03	Sun 29-Jun-03	Week Average
12:00 AM	1	2	0	3	5	2	*	*	2 
01:00	2	0	0	1	1	1	*	*	1 
02:00	1	0	0	0	0	0	*	*	0
03:00	1	0	0	1	2	1	*	*	1 
04:00	5	3	2	3	2	3	*	*	3 
05:00	6	6	6	6	5	6	*	*	6 
06:00	17	21	21	20	25	21	*	*	21 
07:00	<b>44</b>	35	37	30	26	34	*	*	34 
08:00	31	26	25	24	40	29	*	*	29 
09:00	30	33	41	42	43	38	*	*	38 
10:00	37	39	28	<b>50</b>	<b>50</b>	<b>41</b>	*	*	<b>41</b> 
11:00	32	<b>48</b>	<b>43</b>	41	30	39	*	*	39 
12:00 PM	46	49	33	47	*	44	*	*	44 
01:00	45	45	43	37	*	42	*	*	42 
02:00	35	35	37	36	*	36	*	*	36 
03:00	48	<b>60</b>	54	45	*	<b>52</b>	*	*	<b>52</b> 
04:00	45	43	<b>57</b>	<b>59</b>	*	51	*	*	51 
05:00	<b>50</b>	37	46	55	*	47	*	*	47 
06:00	37	39	32	40	*	37	*	*	37 
07:00	39	40	21	28	*	32	*	*	32 
08:00	34	41	32	37	*	36	*	*	36 
09:00	20	30	28	20	*	24	*	*	24 
10:00	7	11	8	9	*	9	*	*	9 
11:00	7	4	14	7	*	8	*	*	8 
Day Total	620	647	608	641	229	633	0	0	633
% Avg. WkDay	97.9%	102.2%	96.1%	101.3%	36.2%				
% Avg. Week	97.9%	102.2%	96.1%	101.3%	36.2%	100.0%	0.0%	0.0%	
AM Peak	07:00	11:00	11:00	10:00	10:00	10:00			10:00
Vol.	44	48	43	50	50	41			41
PM Peak	17:00	15:00	16:00	16:00		15:00			15:00
Vol.	50	60	57	59		52			52
Grand Total	620	647	608	641	634	1038	519	454	1156
ADT		ADT 595		AADT 595					