











































NVDA  
 36 Eastern Avenue  
 St. Johnsbury  
 VT 05819

Site Code: 00000000096  
 Station ID:  
 CROSS ROAD NEWPORT TOWN  
 NORTH OF VT ROUTE 100  
 Latitude: -999' 0.000 South

Start Time	Mon 27-May-02	Tue 28-May-02	Wed 29-May-02	Thu 30-May-02	Fri 31-May-02	Average Day	Sat 01-Jun-02	Sun 02-Jun-02	Week Average
12:00 AM	*	*	*	*	*	*	1	0	0
01:00	*	*	*	*	*	*	2	1	2 
02:00	*	*	*	*	*	*	0	0	0
03:00	*	*	*	*	*	*	1	1	1 
04:00	*	*	*	*	*	*	2	0	1 
05:00	*	*	*	*	*	*	6	3	4 
06:00	*	*	*	*	*	*	6	0	3 
07:00	*	*	*	*	*	*	14	5	10 
08:00	*	*	*	*	*	*	20	9	14 
09:00	*	*	*	*	*	*	14	13	14 
10:00	*	*	*	*	*	*	<b>23</b>	<b>18</b>	<b>20</b> 
11:00	*	*	*	*	*	*	17	16	16 
12:00 PM	*	*	*	*	*	*	21	13	17 
01:00	*	*	*	*	*	*	<b>25</b>	10	18 
02:00	*	*	*	*	*	*	25	<b>23</b>	<b>24</b> 
03:00	*	*	*	*	<b>38</b>	<b>38</b>	12	14	21 
04:00	*	*	*	*	18	18	15	8	14 
05:00	*	*	*	*	14	14	15	18	16 
06:00	*	*	*	*	13	13	8	7	9 
07:00	*	*	*	*	19	19	8	9	12 
08:00	*	*	*	*	8	8	8	7	8 
09:00	*	*	*	*	9	9	7	6	7 
10:00	*	*	*	*	2	2	5	2	3 
11:00	*	*	*	*	2	2	1	1	1 
Day Total	0	0	0	0	123	123	256	184	235
% Avg. WkDay	0.0%	0.0%	0.0%	0.0%	100.0%				
% Avg. Week	0.0%	0.0%	0.0%	0.0%	52.3%	52.3%	108.9%	78.3%	
AM Peak Vol.							10:00 23	10:00 18	10:00 20
PM Peak Vol.					15:00 38	15:00 38	13:00 25	14:00 23	14:00 24

NVDA  
 36 Eastern Avenue  
 St. Johnsbury  
 VT 05819

Site Code: 00000000096  
 Station ID:  
 CROSS ROAD NEWPORT TOWN  
 NORTH OF VT ROUTE 100  
 Latitude: -999' 0.000 South

Start Time	Mon 03-Jun-02	Tue 04-Jun-02	Wed 05-Jun-02	Thu 06-Jun-02	Fri 07-Jun-02	Average Day	Sat 08-Jun-02	Sun 09-Jun-02	Week Average
12:00 AM	0	0	0	1	1	0	*	*	0
01:00	0	0	1	0	0	0	*	*	0
02:00	0	0	0	0	1	0	*	*	0
03:00	2	0	1	1	1	1	*	*	1 
04:00	0	1	0	0	1	0	*	*	0
05:00	2	4	5	5	2	4	*	*	4 
06:00	11	14	15	18	13	14	*	*	14 
07:00	20	<b>21</b>	17	<b>25</b>	<b>29</b>	<b>22</b>	*	*	<b>22</b> 
08:00	21	8	4	9	9	10	*	*	10 
09:00	<b>22</b>	12	10	14	10	14	*	*	14 
10:00	15	18	15	13	14	15	*	*	15 
11:00	19	13	<b>22</b>	19	8	16	*	*	16 
12:00 PM	15	15	<b>17</b>	14	<b>22</b>	17	*	*	17 
01:00	16	11	15	<b>25</b>	*	17	*	*	17 
02:00	25	20	16	15	*	19	*	*	19 
03:00	25	13	15	20	*	18	*	*	18 
04:00	18	23	16	20	*	19	*	*	19 
05:00	<b>28</b>	<b>33</b>	16	22	*	<b>25</b>	*	*	<b>25</b> 
06:00	13	24	12	23	*	18	*	*	18 
07:00	11	12	4	8	*	9	*	*	9 
08:00	6	7	13	12	*	10	*	*	10 
09:00	3	8	3	8	*	6	*	*	6 
10:00	4	2	2	2	*	2	*	*	2 
11:00	1	0	1	1	*	1	*	*	1 
Day Total	277	259	220	275	111	257	0	0	257
% Avg. WkDay	107.8%	100.8%	85.6%	107.0%	43.2%				
% Avg. Week	107.8%	100.8%	85.6%	107.0%	43.2%	100.0%	0.0%	0.0%	
AM Peak	09:00	07:00	11:00	07:00	07:00	07:00			07:00
Vol.	22	21	22	25	29	22			22
PM Peak	17:00	17:00	12:00	13:00	12:00	17:00			17:00
Vol.	28	33	17	25	22	25			25
Grand Total	277	259	220	275	234	380	256	184	492
ADT		ADT 246		AADT 246					