






















Site Code: 000002006013  
 Station ID:  
 BAYLE HAZEN ROAD PEACHAM  
 0.5 MILES NORTH OF VILLAGE  
 Latitude: -999' 0.000 South

Start Time	Mon 12-Jun-06	Tue 13-Jun-06	Wed 14-Jun-06	Thu 15-Jun-06	Fri 16-Jun-06	Average Day	Sat 17-Jun-06	Sun 18-Jun-06	Week Average
12:00 AM	*	*	*	*	*	*	4	11	8 
01:00	*	*	*	*	*	*	1	2	2 
02:00	*	*	*	*	*	*	0	1	0
03:00	*	*	*	*	*	*	0	0	0
04:00	*	*	*	*	*	*	0	0	0
05:00	*	*	*	*	*	*	5	4	4 
06:00	*	*	*	*	*	*	5	5	5 
07:00	*	*	*	*	*	*	23	15	19 
08:00	*	*	*	*	*	*	34	36	35 
09:00	*	*	*	*	*	*	53	49	51 
10:00	*	*	*	*	*	*	<b>64</b>	69	66 
11:00	*	*	*	*	*	*	51	<b>89</b>	<b>70</b> 
12:00 PM	*	*	*	*	*	*	62	65	64 
01:00	*	*	*	*	35	35	62	53	50 
02:00	*	*	*	*	46	46	41	61	49 
03:00	*	*	*	*	59	59	56	60	58 
04:00	*	*	*	*	<b>70</b>	<b>70</b>	<b>92</b>	<b>68</b>	<b>77</b> 
05:00	*	*	*	*	65	65	44	65	58 
06:00	*	*	*	*	46	46	53	42	47 
07:00	*	*	*	*	29	29	37	50	39 
08:00	*	*	*	*	33	33	30	36	33 
09:00	*	*	*	*	22	22	24	18	21 
10:00	*	*	*	*	17	17	6	5	9 
11:00	*	*	*	*	5	5	9	3	6 
Day Total	0	0	0	0	427	427	756	807	771
% Avg. WkDay	0.0%	0.0%	0.0%	0.0%	100.0%				
% Avg. Week	0.0%	0.0%	0.0%	0.0%	55.4%	55.4%	98.1%	104.7%	
AM Peak Volume							10:00 64	11:00 89	11:00 70
PM Peak Volume					16:00 70	16:00 70	16:00 92	16:00 68	16:00 77

Site Code: 000002006013  
 Station ID:  
 BAYLE HAZEN ROAD PEACHAM  
 0.5 MILES NORTH OF VILLAGE  
 Latitude: -999' 0.000 South

Start Time	Mon 19-Jun-06	Tue 20-Jun-06	Wed 21-Jun-06	Thu 22-Jun-06	Fri 23-Jun-06	Average Day	Sat 24-Jun-06	Sun 25-Jun-06	Week Average
12:00 AM	0	0	1	2	1	1	3	2	1
01:00	1	2	1	1	0	1	2	0	1
02:00	0	0	1	0	0	0	0	1	0
03:00	2	0	3	0	2	1	0	0	1
04:00	3	3	1	1	1	2	0	0	1
05:00	8	7	10	9	10	9	4	4	7
06:00	22	27	35	19	20	25	6	3	19
07:00	39	35	35	38	28	35	20	15	30
08:00	30	35	43	35	24	33	23	32	32
09:00	40	<b>49</b>	43	40	39	42	49	52	45
10:00	43	26	29	46	39	37	49	47	40
11:00	<b>52</b>	36	<b>50</b>	<b>50</b>	<b>44</b>	<b>46</b>	<b>57</b>	<b>61</b>	<b>50</b>
12:00 PM	34	<b>56</b>	56	39	45	46	<b>61</b>	51	49
01:00	45	47	35	42	53	44	52	<b>55</b>	47
02:00	34	45	57	34	60	46	56	45	47
03:00	40	50	38	41	45	43	58	47	46
04:00	<b>47</b>	51	53	57	<b>76</b>	57	45	48	54
05:00	27	53	<b>66</b>	<b>86</b>	63	<b>59</b>	55	41	<b>56</b>
06:00	30	30	33	42	38	35	44	37	36
07:00	17	26	25	36	26	26	26	37	28
08:00	10	16	26	23	22	19	23	25	21
09:00	13	11	9	24	17	15	25	12	16
10:00	3	3	7	11	10	7	11	2	7
11:00	3	0	1	0	4	2	9	2	3
Day Total	543	608	658	676	667	631	678	619	637
% Avg. WkDay	86.1%	96.4%	104.3%	107.1%	105.7%				
% Avg. Week	85.2%	95.4%	103.3%	106.1%	104.7%	99.1%	106.4%	97.2%	
AM Peak	11:00	09:00	11:00	11:00	11:00	11:00	11:00	11:00	11:00
Volume	52	49	50	50	44	46	57	61	50
PM Peak	16:00	12:00	17:00	17:00	16:00	17:00	12:00	13:00	17:00
Volume	47	56	66	86	76	59	61	55	56

Site Code: 000002006013  
 Station ID:  
 BAYLE HAZEN ROAD PEACHAM  
 0.5 MILES NORTH OF VILLAGE  
 Latitude: -999' 0.000 South

Start Time	Mon 26-Jun-06	Tue 27-Jun-06	Wed 28-Jun-06	Thu 29-Jun-06	Fri 30-Jun-06	Average Day	Sat 01-Jul-06	Sun 02-Jul-06	Week Average
12:00 AM	1	*	*	*	*	1	*	*	1
01:00	0	*	*	*	*	0	*	*	0
02:00	0	*	*	*	*	0	*	*	0
03:00	1	*	*	*	*	1	*	*	1
04:00	2	*	*	*	*	2	*	*	2
05:00	13	*	*	*	*	13	*	*	13
06:00	28	*	*	*	*	28	*	*	28
07:00	37	*	*	*	*	37	*	*	37
08:00	<b>40</b>	*	*	*	*	<b>40</b>	*	*	<b>40</b>
09:00	36	*	*	*	*	36	*	*	36
10:00	36	*	*	*	*	36	*	*	36
11:00	*	*	*	*	*	*	*	*	*
12:00 PM	*	*	*	*	*	*	*	*	*
01:00	*	*	*	*	*	*	*	*	*
02:00	*	*	*	*	*	*	*	*	*
03:00	*	*	*	*	*	*	*	*	*
04:00	*	*	*	*	*	*	*	*	*
05:00	*	*	*	*	*	*	*	*	*
06:00	*	*	*	*	*	*	*	*	*
07:00	*	*	*	*	*	*	*	*	*
08:00	*	*	*	*	*	*	*	*	*
09:00	*	*	*	*	*	*	*	*	*
10:00	*	*	*	*	*	*	*	*	*
11:00	*	*	*	*	*	*	*	*	*
Day Total	194	0	0	0	0	194	0	0	194
% Avg. WkDay	100.0%	0.0%	0.0%	0.0%	0.0%				
% Avg. Week	100.0%	0.0%	0.0%	0.0%	0.0%	100.0%	0.0%	0.0%	
AM Peak	08:00					08:00			08:00
Volume	40					40			40
PM Peak									
Volume									
Grand Total	737	608	658	676	1094	1252	1434	1426	1602
ADT		ADT 669		AADT 669					