



















Counts performed for NVDA by
 Transportation Systems Planning
 1 Bassy Street
 Lebanon, New Hampshire 03766

Site Code: 00000000025

Station ID:

WYLIE HILL ROAD CRAFTSBURY
 ~700 FEET NORTH OF MILL VILLAGE ROAD

Latitude: -999' 0.000 South

Start Time	Mon 23-Jul-12	Tue 24-Jul-12	Wed 25-Jul-12	Thu 26-Jul-12	Fri 27-Jul-12	Average Day	Sat 28-Jul-12	Sun 29-Jul-12	Week Average
12:00 AM	*	*	*	*	*	*	*	2	2 
01:00	*	*	*	*	*	*	*	0	0
02:00	*	*	*	*	*	*	*	0	0
03:00	*	*	*	*	*	*	*	0	0
04:00	*	*	*	*	*	*	*	1	1 
05:00	*	*	*	*	*	*	*	0	0
06:00	*	*	*	*	*	*	*	0	0
07:00	*	*	*	*	*	*	*	2	2 
08:00	*	*	*	*	*	*	*	4	4 
09:00	*	*	*	*	*	*	*	6	6 
10:00	*	*	*	*	*	*	*	17	17 
11:00	*	*	*	*	*	*	*	11	11 
12:00 PM	*	*	*	*	*	*	8	12	10 
01:00	*	*	*	*	*	*	7	7	7 
02:00	*	*	*	*	*	*	9	2	6 
03:00	*	*	*	*	*	*	9	5	7 
04:00	*	*	*	*	*	*	4	8	6 
05:00	*	*	*	*	*	*	7	9	8 
06:00	*	*	*	*	*	*	8	5	6 
07:00	*	*	*	*	*	*	9	3	6 
08:00	*	*	*	*	*	*	5	2	4 
09:00	*	*	*	*	*	*	9	2	6 
10:00	*	*	*	*	*	*	0	0	0
11:00	*	*	*	*	*	*	1	1	1 
Day Total	0	0	0	0	0	0	76	99	110
% Avg. WkDay	0.0%	0.0%	0.0%	0.0%	0.0%				
% Avg. Week	0.0%	0.0%	0.0%	0.0%	0.0%	0.0%	69.1%	90.0%	
AM Peak Volume								10:00 17	10:00 17
PM Peak Volume							14:00 9	12:00 12	12:00 10

Counts performed for NVDA by
 Transportation Systems Planning
 1 Bassy Street
 Lebanon, New Hampshire 03766




















Site Code: 00000000025






Station ID:

WYLIE HILL ROAD CRAFTSBURY

~700 FEET NORTH OF MILL VILLAGE ROAD

Latitude: -999' 0.000 South

Start Time	Mon 30-Jul-12	Tue 31-Jul-12	Wed 01-Aug-12	Thu 02-Aug-12	Fri 03-Aug-12	Average Day	Sat 04-Aug-12	Sun 05-Aug-12	Week Average
12:00 AM	0	0	0	0	0	0	0	1	0
01:00	0	0	0	0	0	0	0	2	0
02:00	0	0	1	0	0	0	0	1	0
03:00	0	0	1	0	0	0	0	4	1 
04:00	0	1	0	0	0	0	0	1	0
05:00	0	1	0	1	1	1	0	1	1 
06:00	3	6	5	3	2	4	0	1	3 
07:00	7	11	6	5	15	9	3	1	7 
08:00	4	11	9	1	11	7	3	12	7 
09:00	7	14	7	4	26	12	14	7	11 
10:00	6	12	14	9	1	8	11	9	9 
11:00	13	8	12	6	9	10	11	7	9 
12:00 PM	8	8	12	10	11	10	12	12	10 
01:00	8	13	10	9	7	9	15	7	10 
02:00	11	11	7	9	8	9	6	7	8 
03:00	6	13	12	8	11	10	10	10	10 
04:00	12	15	10	15	11	13	6	4	10 
05:00	15	17	9	17	8	13	13	13	13 
06:00	6	5	9	11	4	7	9	8	7 
07:00	5	9	4	6	12	7	5	6	7 
08:00	4	11	6	5	2	6	3	3	5 
09:00	1	6	2	3	7	4	4	0	3 
10:00	0	0	1	2	3	1	1	2	1 
11:00	0	0	0	0	1	0	0	0	0
Day Total	116	172	137	124	150	140	126	119	132
% Avg. WkDay	82.9%	122.9%	97.9%	88.6%	107.1%				
% Avg. Week	87.9%	130.3%	103.8%	93.9%	113.6%	106.1%	95.5%	90.2%	
AM Peak	11:00	09:00	10:00	10:00	09:00	09:00	09:00	08:00	09:00
Volume	13	14	14	9	26	12	14	12	11
PM Peak	17:00	17:00	12:00	17:00	19:00	16:00	13:00	17:00	17:00
Volume	15	17	12	17	12	13	15	13	13

Start Time	Mon 06-Aug-12	Tue 07-Aug-12	Wed 08-Aug-12	Thu 09-Aug-12	Fri 10-Aug-12	Average Day	Sat 11-Aug-12	Sun 12-Aug-12	Week Average
12:00 AM	0	*	*	*	*	0	*	*	0
01:00	0	*	*	*	*	0	*	*	0
02:00	0	*	*	*	*	0	*	*	0
03:00	0	*	*	*	*	0	*	*	0
04:00	0	*	*	*	*	0	*	*	0
05:00	0	*	*	*	*	0	*	*	0
06:00	3	*	*	*	*	3	*	*	3 
07:00	4	*	*	*	*	4	*	*	4 
08:00	8	*	*	*	*	8	*	*	8 
09:00	11	*	*	*	*	11	*	*	11 
10:00	5	*	*	*	*	5	*	*	5 
11:00	*	*	*	*	*	*	*	*	*
12:00 PM	*	*	*	*	*	*	*	*	*
01:00	*	*	*	*	*	*	*	*	*
02:00	*	*	*	*	*	*	*	*	*
03:00	*	*	*	*	*	*	*	*	*
04:00	*	*	*	*	*	*	*	*	*
05:00	*	*	*	*	*	*	*	*	*
06:00	*	*	*	*	*	*	*	*	*
07:00	*	*	*	*	*	*	*	*	*
08:00	*	*	*	*	*	*	*	*	*
09:00	*	*	*	*	*	*	*	*	*
10:00	*	*	*	*	*	*	*	*	*
11:00	*	*	*	*	*	*	*	*	*
Day Total	31	0	0	0	0	31	0	0	31
% Avg. WkDay	100.0%	0.0%	0.0%	0.0%	0.0%				
% Avg. Week	100.0%	0.0%	0.0%	0.0%	0.0%	100.0%	0.0%	0.0%	
AM Peak Volume	09:00 11					09:00 11			09:00 11
PM Peak Volume									
Grand Total	147	172	137	124	150	171	202	218	273
ADT		ADT 128		AADT 128					