





















Counts performed for NVDA by  
 Transportation Systems Planning  
 1 Bassy Street  
 Lebanon, New Hampshire 03766

Site Code: 00000000075  
 Station ID:  
 GRANBY ROAD GRANBY  
 AT GUILDHALL TL  
 Latitude: -999' 0.000 South

Start Time	Mon 02-Jul-12	Tue 03-Jul-12	Wed 04-Jul-12	Thu 05-Jul-12	Fri 06-Jul-12	Average Day	Sat 07-Jul-12	Sun 08-Jul-12	Week Average
12:00 AM	*	*	*	*	*	*	1	1	1 
01:00	*	*	*	*	*	*	1	0	0
02:00	*	*	*	*	*	*	0	0	0
03:00	*	*	*	*	*	*	0	0	0
04:00	*	*	*	*	*	*	0	0	0
05:00	*	*	*	*	*	*	3	0	2 
06:00	*	*	*	*	*	*	1	2	2 
07:00	*	*	*	*	*	*	3	1	2 
08:00	*	*	*	*	*	*	4	1	2 
09:00	*	*	*	*	*	*	6	7	6 
10:00	*	*	*	*	*	*	12	6	9 
11:00	*	*	*	*	*	*	11	12	12 
12:00 PM	*	*	*	*	*	*	8	12	10 
01:00	*	*	*	*	4	4	10	4	6 
02:00	*	*	*	*	8	8	2	9	6 
03:00	*	*	*	*	6	6	4	7	6 
04:00	*	*	*	*	6	6	6	10	7 
05:00	*	*	*	*	4	4	9	4	6 
06:00	*	*	*	*	4	4	4	4	4 
07:00	*	*	*	*	4	4	3	4	4 
08:00	*	*	*	*	1	1	2	8	4 
09:00	*	*	*	*	1	1	4	3	3 
10:00	*	*	*	*	5	5	6	1	4 
11:00	*	*	*	*	0	0	3	3	2 
Day Total	0	0	0	0	43	43	103	99	98
% Avg. WkDay	0.0%	0.0%	0.0%	0.0%	100.0%				
% Avg. Week	0.0%	0.0%	0.0%	0.0%	43.9%	43.9%	105.1%	101.0%	
AM Peak Volume							10:00 12	11:00 12	11:00 12
PM Peak Volume					14:00 8	14:00 8	13:00 10	12:00 12	12:00 10

Counts performed for NVDA by  
 Transportation Systems Planning  
 1 Bassy Street  
 Lebanon, New Hampshire 03766

Site Code: 00000000075  
 Station ID:  
 GRANBY ROAD GRANBY  
 AT GUILDHALL TL  
 Latitude: -999' 0.000 South

Start Time	Mon 09-Jul-12	Tue 10-Jul-12	Wed 11-Jul-12	Thu 12-Jul-12	Fri 13-Jul-12	Average Day	Sat 14-Jul-12	Sun 15-Jul-12	Week Average
12:00 AM	0	0	1	1	1	1	1	*	1
01:00	0	0	0	0	0	0	0	*	0
02:00	1	0	0	0	0	0	0	*	0
03:00	0	0	0	1	0	0	0	*	0
04:00	0	0	0	0	0	0	1	*	0
05:00	2	1	3	1	2	2	1	*	2
06:00	4	3	6	3	6	4	0	*	4
07:00	3	4	6	6	2	4	3	*	4
08:00	7	4	<b>9</b>	<b>7</b>	6	<b>7</b>	6	*	6
09:00	<b>9</b>	6	5	4	8	6	<b>12</b>	*	<b>7</b>
10:00	6	<b>11</b>	5	6	9	7	1	*	6
11:00	9	3	7	3	<b>12</b>	7	*	*	7
12:00 PM	<b>9</b>	4	9	3	9	7	*	*	7
01:00	6	6	5	<b>13</b>	<b>11</b>	<b>8</b>	*	*	<b>8</b>
02:00	5	5	7	9	2	6	*	*	6
03:00	6	6	4	5	6	5	*	*	5
04:00	8	8	<b>12</b>	6	8	8	*	*	8
05:00	3	<b>9</b>	8	7	2	6	*	*	6
06:00	7	9	8	8	2	7	*	*	7
07:00	5	2	5	3	7	4	*	*	4
08:00	1	1	3	2	4	2	*	*	2
09:00	1	1	1	1	3	1	*	*	1
10:00	3	2	4	1	0	2	*	*	2
11:00	1	1	1	3	3	2	*	*	2
Day Total	96	86	109	93	103	96	25	0	95
% Avg. WkDay	100.0%	89.6%	113.5%	96.9%	107.3%				
% Avg. Week	101.1%	90.5%	114.7%	97.9%	108.4%	101.1%	26.3%	0.0%	
AM Peak Volume	09:00 9	10:00 11	08:00 9	08:00 7	11:00 12	08:00 7	09:00 12		09:00 7
PM Peak Volume	12:00 9	17:00 9	16:00 12	13:00 13	13:00 11	13:00 8			13:00 8
Grand Total	96	86	109	93	146	139	128	99	193
ADT		ADT 96		AADT 96					