
























Counts performed for NVDA by
 Transportation Systems Planning
 1 Bassy Street
 Lebanon, New Hampshire 03766

Site Code: 00000000016
 Station ID:
 VAIL DRIVE LYNDON
 ~250 FEET SOUTH OF RED BRICK ROAD
 Latitude: -999' 0.000 South

Start Time	Mon 09-Jul-12	Tue 10-Jul-12	Wed 11-Jul-12	Thu 12-Jul-12	Fri 13-Jul-12	Average Day	Sat 14-Jul-12	Sun 15-Jul-12	Week Average
12:00 AM	*	*	*	*	*	*	*	2	2 
01:00	*	*	*	*	*	*	*	1	1 
02:00	*	*	*	*	*	*	*	1	1 
03:00	*	*	*	*	*	*	*	1	1 
04:00	*	*	*	*	*	*	*	0	0
05:00	*	*	*	*	*	*	*	1	1 
06:00	*	*	*	*	*	*	*	4	4 
07:00	*	*	*	*	*	*	*	4	4 
08:00	*	*	*	*	*	*	*	6	6 
09:00	*	*	*	*	*	*	*	15	15 
10:00	*	*	*	*	*	*	*	12	12 
11:00	*	*	*	*	*	*	*	17	17 
12:00 PM	*	*	*	*	*	*	19	18	18 
01:00	*	*	*	*	*	*	13	16	14 
02:00	*	*	*	*	*	*	13	20	16 
03:00	*	*	*	*	*	*	20	7	14 
04:00	*	*	*	*	*	*	21	12	16 
05:00	*	*	*	*	*	*	15	15	15 
06:00	*	*	*	*	*	*	9	19	14 
07:00	*	*	*	*	*	*	6	14	10 
08:00	*	*	*	*	*	*	8	11	10 
09:00	*	*	*	*	*	*	9	6	8 
10:00	*	*	*	*	*	*	7	5	6 
11:00	*	*	*	*	*	*	3	2	2 
Day Total	0	0	0	0	0	0	143	209	207
% Avg. WkDay	0.0%	0.0%	0.0%	0.0%	0.0%				
% Avg. Week	0.0%	0.0%	0.0%	0.0%	0.0%	0.0%	69.1%	101.0%	
AM Peak Volume								11:00 17	11:00 17
PM Peak Volume							16:00 21	14:00 20	12:00 18





















Counts performed for NVDA by
 Transportation Systems Planning
 1 Bassy Street
 Lebanon, New Hampshire 03766

Site Code: 00000000016
 Station ID:
 VAIL DRIVE LYNDON
 ~250 FEET SOUTH OF RED BRICK ROAD
 Latitude: -999' 0.000 South

Start Time	Mon 16-Jul-12	Tue 17-Jul-12	Wed 18-Jul-12	Thu 19-Jul-12	Fri 20-Jul-12	Average Day	Sat 21-Jul-12	Sun 22-Jul-12	Week Average
12:00 AM	0	0	0	0	3	1	1	2	1
01:00	0	0	0	1	1	0	2	0	1
02:00	1	0	0	1	1	1	1	0	1
03:00	1	0	0	2	0	1	0	0	0
04:00	0	1	1	1	2	1	1	2	1
05:00	2	2	3	1	2	2	0	0	1
06:00	7	10	7	13	4	8	5	2	7
07:00	22	16	23	21	17	20	7	5	16
08:00	14	16	11	21	14	15	14	12	15
09:00	7	8	13	19	10	11	18	10	12
10:00	7	11	16	8	11	11	14	15	12
11:00	18	11	15	12	23	16	28	21	18
12:00 PM	12	15	27	18	24	19	9	14	17
01:00	10	20	27	22	23	20	14	20	19
02:00	17	19	37	22	17	22	16	27	22
03:00	15	16	22	11	24	18	23	14	18
04:00	14	22	27	32	23	24	18	14	21
05:00	22	19	42	27	19	26	14	13	22
06:00	14	10	16	13	17	14	8	23	14
07:00	12	7	20	17	23	16	10	12	14
08:00	11	7	18	13	6	11	7	9	10
09:00	9	3	13	5	9	8	10	7	8
10:00	2	4	3	5	5	4	7	1	4
11:00	0	0	1	6	4	2	2	1	2
Day Total	217	217	342	291	282	271	229	224	256
% Avg. WkDay	80.1%	80.1%	126.2%	107.4%	104.1%				
% Avg. Week	84.8%	84.8%	133.6%	113.7%	110.2%	105.9%	89.5%	87.5%	
AM Peak	07:00	07:00	07:00	07:00	11:00	07:00	11:00	11:00	11:00
Volume	22	16	23	21	23	20	28	21	18
PM Peak	17:00	16:00	17:00	16:00	12:00	17:00	15:00	14:00	14:00
Volume	22	22	42	32	24	26	23	27	22

Counts performed for NVDA by
 Transportation Systems Planning
 1 Bassy Street
 Lebanon, New Hampshire 03766

Site Code: 00000000016
 Station ID:
 VAIL DRIVE LYNDON
 ~250 FEET SOUTH OF RED BRICK ROAD
 Latitude: -999' 0.000 South

Start Time	Mon 23-Jul-12	Tue 24-Jul-12	Wed 25-Jul-12	Thu 26-Jul-12	Fri 27-Jul-12	Average Day	Sat 28-Jul-12	Sun 29-Jul-12	Week Average
12:00 AM	1	1	*	*	*	1	*	*	1 
01:00	0	1	*	*	*	0	*	*	0
02:00	0	0	*	*	*	0	*	*	0
03:00	0	0	*	*	*	0	*	*	0
04:00	2	2	*	*	*	2	*	*	2 
05:00	2	3	*	*	*	2	*	*	2 
06:00	11	9	*	*	*	10	*	*	10 
07:00	17	23	*	*	*	20	*	*	20 
08:00	30	19	*	*	*	24	*	*	24 
09:00	10	13	*	*	*	12	*	*	12 
10:00	12	*	*	*	*	12	*	*	12 
11:00	13	*	*	*	*	13	*	*	13 
12:00 PM	18	*	*	*	*	18	*	*	18 
01:00	10	*	*	*	*	10	*	*	10 
02:00	18	*	*	*	*	18	*	*	18 
03:00	20	*	*	*	*	20	*	*	20 
04:00	20	*	*	*	*	20	*	*	20 
05:00	24	*	*	*	*	24	*	*	24 
06:00	8	*	*	*	*	8	*	*	8 
07:00	10	*	*	*	*	10	*	*	10 
08:00	9	*	*	*	*	9	*	*	9 
09:00	15	*	*	*	*	15	*	*	15 
10:00	1	*	*	*	*	1	*	*	1 
11:00	0	*	*	*	*	0	*	*	0
Day Total	251	71	0	0	0	249	0	0	249
% Avg. WkDay	100.8%	28.5%	0.0%	0.0%	0.0%				
% Avg. Week	100.8%	28.5%	0.0%	0.0%	0.0%	100.0%	0.0%	0.0%	
AM Peak	08:00	07:00				08:00			08:00
Volume	30	23				24			24
PM Peak	17:00					17:00			17:00
Volume	24					24			24
Grand Total	468	288	342	291	282	520	372	433	712
ADT		ADT 250		AADT 250					