














Counts performed for NVDA by
 Transpotation Systems Planning
 1 Bassy Street
 Lebanon, NH 03766

Site Code: 000002015051
 Station ID:
 VANCE HILL ROAD NEWPORT TOWN
 NORTH OF VT ROUTE 105
 Latitude: -999' 0.000 South

Start Time	Mon 12-Oct-15	Tue 13-Oct-15	Wed 14-Oct-15	Thu 15-Oct-15	Fri 16-Oct-15	Average Day	Sat 17-Oct-15	Sun 18-Oct-15	Week Average
12:00 AM	*	*	*	*	*	*	*	*	*
01:00	*	*	*	*	*	*	*	*	*
02:00	*	*	*	*	*	*	*	*	*
03:00	*	*	*	*	*	*	*	*	*
04:00	*	*	*	*	*	*	*	*	*
05:00	*	*	*	*	*	*	*	*	*
06:00	*	*	*	*	*	*	*	*	*
07:00	*	*	*	*	*	*	*	*	*
08:00	*	*	*	*	*	*	*	*	*
09:00	*	*	*	*	*	*	*	*	*
10:00	*	*	*	*	*	*	*	*	*
11:00	*	*	*	*	*	*	*	39	39 
12:00 PM	*	*	*	*	*	*	*	52	52 
01:00	*	*	*	*	*	*	*	42	42 
02:00	*	*	*	*	*	*	*	71	71 
03:00	*	*	*	*	*	*	*	52	52 
04:00	*	*	*	*	*	*	*	51	51 
05:00	*	*	*	*	*	*	*	47	47 
06:00	*	*	*	*	*	*	*	42	42 
07:00	*	*	*	*	*	*	*	18	18 
08:00	*	*	*	*	*	*	*	20	20 
09:00	*	*	*	*	*	*	*	10	10 
10:00	*	*	*	*	*	*	*	7	7 
11:00	*	*	*	*	*	*	*	4	4 
Day Total	0	0	0	0	0	0	0	455	455
% Avg. WkDay	0.0%	0.0%	0.0%	0.0%	0.0%				
% Avg. Week	0.0%	0.0%	0.0%	0.0%	0.0%	0.0%	0.0%	100.0%	
AM Peak Volume								11:00 39	11:00 39
PM Peak Volume								14:00 71	14:00 71

Counts performed for NVDA by
 Transpotation Systems Planning
 1 Bassy Street
 Lebanon, NH 03766

Site Code: 000002015051
 Station ID:
 VANCE HILL ROAD NEWPORT TOWN
 NORTH OF VT ROUTE 105
 Latitude: -999' 0.000 South

Start Time	Mon 19-Oct-15	Tue 20-Oct-15	Wed 21-Oct-15	Thu 22-Oct-15	Fri 23-Oct-15	Average Day	Sat 24-Oct-15	Sun 25-Oct-15	Week Average
12:00 AM	1	4	2	4	4	3	3	*	3
01:00	0	0	4	1	1	1	7	*	2
02:00	2	1	2	1	3	2	2	*	2
03:00	4	3	2	1	1	2	2	*	2
04:00	11	8	8	11	8	9	3	*	8
05:00	20	18	18	18	19	19	8	*	17
06:00	38	44	59	47	31	44	18	*	40
07:00	68	85	92	94	44	77	39	*	70
08:00	51	55	50	39	49	49	46	*	48
09:00	49	56	61	64	58	58	66	*	59
10:00	54	49	68	70	68	62	*	*	62
11:00	47	43	68	67	45	54	*	*	54
12:00 PM	58	57	62	67	69	63	*	*	63
01:00	49	54	72	48	48	54	*	*	54
02:00	78	73	80	78	66	75	*	*	75
03:00	97	95	106	102	102	100	*	*	100
04:00	80	80	101	75	66	80	*	*	80
05:00	84	89	72	92	90	85	*	*	85
06:00	37	46	51	47	58	48	*	*	48
07:00	22	20	38	32	47	32	*	*	32
08:00	15	17	22	22	25	20	*	*	20
09:00	8	16	8	12	26	14	*	*	14
10:00	8	5	5	13	3	7	*	*	7
11:00	4	8	8	11	4	7	*	*	7
Day Total	885	926	1059	1016	935	965	194	0	952
% Avg. WkDay	91.7%	96.0%	109.7%	105.3%	96.9%				
% Avg. Week	93.0%	97.3%	111.2%	106.7%	98.2%	101.4%	20.4%	0.0%	
AM Peak	07:00	07:00	07:00	07:00	10:00	07:00	09:00		07:00
Volume	68	85	92	94	68	77	66		70
PM Peak	15:00	15:00	15:00	15:00	15:00	15:00			15:00
Volume	97	95	106	102	102	100			100
Grand Total	885	926	1059	1016	935	965	194	455	1407
ADT		ADT 918		AADT 918					