

Counts performed for NVDA by  
 Transportation Systems Planning  
 1 Bassy Street  
 Lebanon, New Hampshire 03766

Site Code: 00000000095  
 Station ID:  
 QUARRY ROAD SHEFFIELD  
 ~450 FEET SOUTH OF SHEFFIELD SQ ROAD  
 Latitude: -999' 0.000 South

Start Time	Mon 16-Jul-12	Tue 17-Jul-12	Wed 18-Jul-12	Thu 19-Jul-12	Fri 20-Jul-12	Average Day	Sat 21-Jul-12	Sun 22-Jul-12	Week Average
12:00 AM	*	*	*	*	*	*	0	0	0
01:00	*	*	*	*	*	*	0	0	0
02:00	*	*	*	*	*	*	0	0	0
03:00	*	*	*	*	*	*	0	0	0
04:00	*	*	*	*	*	*	0	0	0
05:00	*	*	*	*	*	*	0	1	0
06:00	*	*	*	*	*	*	0	0	0
07:00	*	*	*	*	*	*	1	0	0
08:00	*	*	*	*	*	*	5	2	4
09:00	*	*	*	*	*	*	1	2	2
10:00	*	*	*	*	*	*	2	3	2
11:00	*	*	*	*	*	*	6	1	4
12:00 PM	*	*	*	*	*	*	6	4	5
01:00	*	*	*	*	4	4	2	4	3
02:00	*	*	*	*	6	6	3	2	4
03:00	*	*	*	*	4	4	3	4	4
04:00	*	*	*	*	9	9	4	4	6
05:00	*	*	*	*	8	8	3	0	4
06:00	*	*	*	*	5	5	7	3	5
07:00	*	*	*	*	1	1	3	5	3
08:00	*	*	*	*	0	0	1	0	0
09:00	*	*	*	*	0	0	1	0	0
10:00	*	*	*	*	0	0	1	0	0
11:00	*	*	*	*	0	0	2	0	1
Day Total	0	0	0	0	37	37	51	35	47
% Avg. WkDay	0.0%	0.0%	0.0%	0.0%	100.0%				
% Avg. Week	0.0%	0.0%	0.0%	0.0%	78.7%	78.7%	108.5%	74.5%	
AM Peak Volume							11:00 6	10:00 3	08:00 4
PM Peak Volume					16:00 9	16:00 9	18:00 7	19:00 5	16:00 6

Counts performed for NVDA by  
 Transportation Systems Planning  
 1 Bassy Street  
 Lebanon, New Hampshire 03766
















Site Code: 00000000095

Station ID:

QUARRY ROAD SHEFFIELD

~450 FEET SOUTH OF SHEFFIELD SQ ROAD

Latitude: -999' 0.000 South

Start Time	Mon 23-Jul-12	Tue 24-Jul-12	Wed 25-Jul-12	Thu 26-Jul-12	Fri 27-Jul-12	Average Day	Sat 28-Jul-12	Sun 29-Jul-12	Week Average
12:00 AM	0	0	0	0	0	0	0	*	0
01:00	0	1	0	0	0	0	0	*	0
02:00	0	0	0	0	0	0	0	*	0
03:00	0	0	0	0	0	0	0	*	0
04:00	0	0	0	0	0	0	0	*	0
05:00	1	1	1	0	0	1	0	*	0
06:00	3	3	3	0	3	2	0	*	2 
07:00	3	3	3	7	4	4	2	*	4 
08:00	2	1	<b>6</b>	6	6	4	1	*	4 
09:00	3	6	4	6	4	5	3	*	4 
10:00	3	<b>7</b>	6	<b>9</b>	5	<b>6</b>	<b>11</b>	*	<b>7</b> 
11:00	<b>5</b>	3	5	6	<b>12</b>	6	2	*	6 
12:00 PM	4	4	<b>11</b>	<b>9</b>	6	<b>7</b>	<b>5</b>	*	<b>6</b> 
01:00	<b>9</b>	<b>7</b>	4	7	5	6	*	*	6 
02:00	2	2	6	8	5	5	*	*	5 
03:00	3	4	6	4	<b>8</b>	5	*	*	5 
04:00	6	3	8	3	5	5	*	*	5 
05:00	1	4	10	7	4	5	*	*	5 
06:00	5	5	4	5	4	5	*	*	5 
07:00	2	5	2	3	2	3	*	*	3 
08:00	1	0	1	0	2	1	*	*	1 
09:00	0	0	0	0	1	0	*	*	0
10:00	0	0	1	0	0	0	*	*	0
11:00	0	0	0	0	0	0	*	*	0
Day Total	53	59	81	80	76	70	24	0	68
% Avg. WkDay	75.7%	84.3%	115.7%	114.3%	108.6%				
% Avg. Week	77.9%	86.8%	119.1%	117.6%	111.8%	102.9%	35.3%	0.0%	
AM Peak Volume	11:00 5	10:00 7	08:00 6	10:00 9	11:00 12	10:00 6	10:00 11		10:00 7
PM Peak Volume	13:00 9	13:00 7	12:00 11	12:00 9	15:00 8	12:00 7	12:00 5		12:00 6
Grand Total	53	59	81	80	113	107	75	35	115
ADT		ADT 61		AADT 61					